



Rotax Euro Challenge Salbris/France

Rotax Juniors

Salbris 1,477 Km

Free Practice 1 odd no.

03.04.2015 11:00

Practice (7:00 Time) started at 11:00:00

Pos	No.	Name	Nat.	Chassis	Race Team	Laps	Best Tm	Diff	Gap	In Lap	km/h
1	31	Axel Charpentier	GBR	Tonykart	Strawberry Racing	5	1:03.278			5	84,029
2	49	Zak Fulk	GBR	Tonykart	Coles Racing	5	1:03.435	0.157	0.157	5	83,821
3	47	Mark Kimber	GBR	FA Kart	Dan Holland Racing	5	1:03.443	0.165	0.008	5	83,811
4	65	Jean Nomblot	FRA	Sodi	Kart Pro Racing KPR	4	1:03.454	0.176	0.011	4	83,796
5	3	Dean MacDonald	GBR	Kosmic	Aim Motorsport	5	1:03.480	0.202	0.026	5	83,762
6	27	Ayrton Simmons	GBR	Tonykart	Coles Racing	5	1:03.542	0.264	0.062	5	83,680
7	51	Dikkie van der Wal	NLD	Alonso	Team TKP	5	1:03.611	0.333	0.069	5	83,589
8	71	Olli Caldwell	GBR	Tonykart	Coles Racing	5	1:03.615	0.337	0.004	5	83,584
9	79	Natael Cantin	CAN	BirelART	BirelART/KMS	6	1:03.770	0.492	0.155	6	83,381
10	33	Antoine Perceval	FRA	Tonykart	SG Drivers	5	1:03.791	0.513	0.021	5	83,353
11	23	Enzo Coursimault	FRA	Kosmic/Sodik	PKS	5	1:03.822	0.544	0.031	5	83,313
12	17	Jordan Brown-Nutley	GBR	Tonykart	CRM	5	1:03.915	0.637	0.093	5	83,192
13	75	Enzo Valente	FRA	Sodi	Kart Pro Racing KPR	5	1:03.977	0.699	0.062	5	83,111
14	35	Ido Cohen	ISR	CRG	CRG SPA	5	1:03.996	0.718	0.019	5	83,086
15	67	Mateusz Pylka	POL	Kosmic	Jastrzebski Racing	5	1:04.072	0.794	0.076	5	82,988
16	5	Alex Quinn	GBR	CRG	CRG SPA	3	1:04.110	0.832	0.038	3	82,939
17	59	Zviedris Valters	LVA	Tonykart	Jurmala/Papas Racing	5	1:04.146	0.868	0.036	5	82,892
18	63	Louis Henkefend	DEU	Alonso	Team TKP	6	1:04.165	0.887	0.019	6	82,868
19	45	Kilian Meyer	ESP	CRG SPA	CRG SPA	5	1:04.332	1.054	0.167	5	82,652
20	81	Lauri Leppa	FIN	Tonykart	VRT	5	1:04.427	1.149	0.095	4	82,531
21	19	Jack Spinola	PRT	FA Kart	Dan Holland Racing	5	1:04.432	1.154	0.005	5	82,524
22	69	Javier Gonzalez	MEX	Kosmic	Paul Carr Racing	5	1:04.441	1.163	0.009	5	82,513
23	39	Hugo Andersson	SWE	Alonso	Dan Holland Racing	5	1:04.535	1.257	0.094	4	82,393
24	73	Kenzo Aerts	BEL	OTK	Daems Racing	6	1:05.005	1.727	0.470	6	81,797
25	25	Adam Eteki	FRA	Tonykart	SG Drivers	4	1:05.160	1.882	0.155	4	81,602
26	57	Alejandro Schimpf	ESP	DR	VPDR/Gulfitoso	6	1:05.315	2.037	0.155	6	81,409
27	61	Charlie Andersen	SWE	Tonykart	Ward Racing	5	1:05.457	2.179	0.142	4	81,232
28	21	Phil Doerr	DEU	CRG	CRG SPA	5	1:05.474	2.196	0.017	4	81,211
29	99	Oscar Palomo Ortiz	ESP	Birelart	Birelart	6	1:06.936	3.658	1.462	5	79,437
30	83	Taymour Kermanshahchi	UAE	Sodi	Sodikart Middle East	3	1:07.273	3.995	0.337	2	79,039
31	77	David Rehme	SWE	CRG	CRG SPA	4	1:09.088	5.810	1.815	4	76,963





Rotax Euro Challenge Salbris/France

Rotax Juniors

Salbris 1,477 Km

Free Practice 1 odd no.

03.04.2015 11:00

Practice (7:00 Time) started at 11:00:00

Table with 13 columns: Lap, Time of Day, Lap Tm, Diff, S1 Tm, S2 Tm, S3 Tm. It contains timing data for 19 drivers, each with 5 laps of practice. Bolded lap times indicate the fastest lap for each driver.

Timekeeping M. Wagner: Clerk of the course Thomas Lainer:

Steward Horst Seidel: Chief Scrutineer Paul Klaassen:



Rotax Euro Challenge Salbris/France

Rotax Juniors

Salbris 1,477 Km

Free Practice 1 odd no.

03.04.2015 11:00

Practice (7:00 Time) started at 11:00:00

Lap	Time of Day	Lap Tm	Diff	S1 Tm	S2 Tm	S3 Tm	Lap	Time of Day	Lap Tm	Diff	S1 Tm	S2 Tm	S3 Tm
(81) Lauri Leppa							(83) Taymour Kermanshahchi						
1	11:01:59.408	1:20.119	+15.692	28.242	23.736	28.141	1	11:01:53.784	1:14.799	+7.863	26.213	21.955	26.631
2	11:03:49.544	1:50.136	+45.709	33.294	36.314	40.528	2	11:03:04.981	1:11.197	+4.261	25.222	21.212	24.763
3	11:04:55.621	1:06.077	+1.650	22.766	19.670	23.641	3	11:04:12.612	1:07.631	+0.695	23.104	20.115	24.412
4	11:06:00.048	1:04.427		21.952	19.245	23.230	4	11:05:19.889	1:07.277	+0.341	22.905	20.251	24.121
5	11:07:04.677	1:04.629	+0.202	21.757	19.604	23.268	5	11:06:26.825	1:06.936		22.996	19.736	24.204
(19) Jack Spinola							(77) David Rehme						
1	11:02:48.379	1:20.734	+16.302	28.658	24.516	27.560	1	11:03:23.507	1:15.815	+8.542	27.091	22.915	25.809
2	11:03:58.031	1:09.652	+5.220	24.417	21.201	24.034	2	11:04:30.780	1:07.273		23.431	20.004	23.838
3	11:05:04.367	1:06.336	+1.904	22.667	20.322	23.347	3	11:06:12.009	1:41.229	+33.956	22.123	19.682	59.424
4	11:06:15.638	1:11.271	+6.839	22.840	19.139	29.292	(69) Javier Gonzalez						
5	11:07:20.070	1:04.432		22.228	19.102	23.102	1	11:02:29.189	1:19.431	+14.990	28.389	23.839	27.203
(39) Hugo Andersson							(73) Kenzo Aerts						
1	11:02:29.189	1:19.431	+14.990	28.389	23.839	27.203	1	11:02:03.447	1:21.182	+16.177	28.352	24.301	28.529
2	11:03:39.871	1:10.682	+6.241	24.530	21.000	25.152	2	11:03:16.752	1:13.305	+8.300	26.376	21.969	24.960
3	11:04:57.712	1:17.841	+13.400	30.379	23.484	23.978	3	11:04:23.579	1:06.827	+1.822	23.032	19.786	24.009
4	11:06:02.527	1:04.815	+0.374	22.113	19.293	23.409	4	11:05:28.842	1:05.263	+0.258	22.249	19.442	23.572
5	11:07:06.968	1:04.441		21.861	19.266	23.314	5	11:06:34.040	1:05.198	+0.193	22.063	19.475	23.660
(25) Adam Eteki							(57) Alejandro Schimpf						
1	11:02:33.506	1:18.817	+13.657	28.250	23.461	27.106	1	11:02:02.498	1:23.796	+18.481	28.941	25.359	29.496
2	11:03:43.395	1:09.889	+4.729	24.705	20.813	24.371	2	11:03:18.031	1:15.533	+10.218	27.376	22.677	25.480
3	11:04:49.051	1:05.656	+0.496	22.595	19.497	23.564	3	11:04:26.373	1:08.342	+3.027	23.669	20.247	24.426
4	11:05:54.211	1:05.160		22.425	19.443	23.292	4	11:05:32.928	1:06.555	+1.240	22.857	19.820	23.878
(61) Charlie Andersen							(21) Phil Doerr						
1	11:02:39.375	1:18.802	+13.345	27.988	23.885	26.929	1	11:02:42.188	1:21.112	+15.638	28.603	24.177	28.332
2	11:03:49.800	1:10.425	+4.968	24.844	21.166	24.415	2	11:03:53.225	1:11.037	+5.563	25.618	20.692	24.727
3	11:04:56.434	1:06.634	+1.177	22.949	19.524	24.161	3	11:04:59.132	1:05.907	+0.433	22.700	19.573	23.634
4	11:06:01.891	1:05.457		22.535	19.271	23.651	4	11:06:04.606	1:05.474		22.684	19.310	23.480
5	11:07:07.356	1:05.465	+0.008	22.735	19.467	23.263	5	11:07:10.727	1:06.121	+0.647	23.116	19.640	23.365
(99) Oscar Palomo Ortiz													

Timekeeping M. Wagner: Clerk of the course Thomas Lainer:

Steward Horst Seidel: Chief Scrutineer Paul Klaassen:





Rotax Euro Challenge Salbris/France

Rotax Juniors

Salbris 1,477 Km

Free Practice 1 even no.

03.04.2015 11:10

Practice (7:00 Time) started at 11:10:00

Pos	No.	Name	Nat.	Chassis	Race Team	Laps	Best Tm	Diff	Gap	In Lap	km/h
1	20	Kiern Jewiss	GBR	Tonykart	Strawberry Racing	6	1:02.618			6	84,915
2	54	Tom Gamble	GBR	FA Kart	Dan Holland Racing	6	1:02.828	0.210	0.210	6	84,631
3	44	Tom Canning	GBR	FA Kart	Dan Holland Racing	6	1:02.895	0.277	0.067	5	84,541
4	8	Jack McCarthy	GBR	Tonykart	Strawberry Racing	6	1:02.898	0.280	0.003	3	84,537
5	34	Fin Kenneally	GBR	Kosmic	Aim Motorsport	6	1:02.900	0.282	0.002	6	84,534
6	24	Oliver York	GBR	Kosmic	Aim Motorsport	6	1:02.905	0.287	0.005	5	84,527
7	16	Nicolas Schoell	AUT	Tonykart	Speedworld Academy	6	1:02.924	0.306	0.019	6	84,502
8	78	Johnathan Hoggard	GBR	Tonykart	KR Sport	6	1:02.992	0.374	0.068	4	84,411
9	32	Lluc Ibanez	ESP	Kosmic	Binakart	6	1:03.137	0.519	0.145	5	84,217
10	76	Manuel Sulaiman	MEX	Tonykart	KR Sport	6	1:03.178	0.560	0.041	5	84,162
11	46	Scott Symons	GBR	Tonykart	KR Sport	6	1:03.323	0.705	0.145	3	83,969
12	68	Owen Byatt	GBR	Kosmic	Aim Motorsport	6	1:03.492	0.874	0.169	3	83,746
13	42	Joel Jern	SWE	Gillard	PDB Racing Team	6	1:03.559	0.941	0.067	5	83,658
14	82	Nazim Azman	MYS	Kosmic	Aim Motorsport	6	1:03.599	0.981	0.040	6	83,605
15	28	Andreas Estner	DEU	Tonykart	RS Competition	6	1:03.600	0.982	0.001	3	83,604
16	18	Cristian Davies	ESP	Kosmic	Binakart	6	1:03.623	1.005	0.023	5	83,574
17	60	Florian Venturi	FRA	FA Kart	DSS	6	1:03.632	1.014	0.009	3	83,562
18	80	Adam Haikal	MYS	Kosmic	Aim Motorsport	6	1:03.640	1.022	0.008	6	83,551
19	58	Dzianis Slavinski	BLR	Tonykart	M Racing	6	1:03.658	1.040	0.018	4	83,528
20	52	Alain Delon Thompson	ZAF	BirelART	BirelART/KMS	6	1:03.811	1.193	0.153	6	83,327
21	62	Oliver Rasmussen	FRA	Birel	MRT Mich Racing Team	6	1:03.825	1.207	0.014	5	83,309
22	72	Lukas Dunner	AUT	Tonykart	Speedworld Academy	6	1:03.889	1.271	0.064	4	83,226
23	64	Jakub Bezel	CZE	MSKart	Bezel Petr	6	1:03.944	1.326	0.055	5	83,154
24	84	Quentin Dupuis	FRA	Birel	MGT	6	1:04.063	1.445	0.119	5	83,000
25	66	Tim Mika Metz	DEU	CRG	CRG SPA	6	1:04.102	1.484	0.039	3	82,949
26	74	Arthur Carbonnel	FRA	Birelart	Universal Drivers	6	1:04.172	1.554	0.070	5	82,859
27	56	Adrian Schimpf	ESP	DR	VPDR/Gulfitoso	6	1:04.197	1.579	0.025	3	82,826
28	70	Dimitrios Tsimpris	GRC	Tonykart	Prt Motorsport	6	1:04.269	1.651	0.072	6	82,734
29	22	Daniel Louko	FIN	Tonykart	Paul Carr Racing	6	1:04.454	1.836	0.185	2	82,496

Rotax Euro Challenge Salbris/France

Rotax Juniors

Salbris 1,477 Km

Free Practice 1 even no.

03.04.2015 11:10

Practice (7:00 Time) started at 11:10:00

Lap	Time of Day	Lap Tm	Diff	S1 Tm	S2 Tm	S3 Tm	Lap	Time of Day	Lap Tm	Diff	S1 Tm	S2 Tm	S3 Tm
3	11:13:52.258	1:03.632		21.575	18.963	23.094	5	11:16:01.767	1:05.345	+1.243	22.472	19.791	23.082
4	11:14:56.662	1:04.404	+0.772	21.966	19.335	23.103	6	11:17:06.078	1:04.311	+0.209	22.163	18.898	23.250
5	11:16:00.731	1:04.069	+0.437	22.023	19.040	23.006							
6	11:17:04.476	1:03.745	+0.113	21.800	19.079	22.866							
(80) Adam Haikal													
1	11:11:43.920	1:06.228	+2.588	22.907	19.723	23.598							
2	11:12:49.036	1:05.116	+1.476	22.396	19.330	23.390							
3	11:13:53.003	1:03.967	+0.327	21.868	19.066	23.033							
4	11:14:57.268	1:04.265	+0.625	22.167	18.938	23.160							
5	11:16:01.130	1:03.862	+0.222	21.752	19.188	22.922							
6	11:17:04.770	1:03.640		21.738	18.942	22.960							
(58) Dzianis Slavinski													
1	11:11:45.891	1:05.396	+1.738	22.647	19.428	23.321							
2	11:12:50.238	1:04.347	+0.689	22.079	19.120	23.148							
3	11:13:54.371	1:04.133	+0.475	21.822	19.200	23.111							
4	11:14:58.029	1:03.658		21.692	18.955	23.011							
5	11:16:01.984	1:03.955	+0.297	21.627	19.194	23.134							
6	11:17:05.650	1:03.666	+0.008	21.773	18.890	23.003							
(52) Alain Delon Thompson													
1	11:11:42.629	1:07.314	+3.503	23.718	20.307	23.289							
2	11:12:47.962	1:05.333	+1.522	22.527	19.557	23.249							
3	11:13:52.347	1:04.385	+0.574	21.770	19.399	23.216							
4	11:14:56.495	1:04.148	+0.337	21.800	19.281	23.067							
5	11:16:00.569	1:04.074	+0.263	22.123	18.975	22.976							
6	11:17:04.380	1:03.311		21.872	18.955	22.984							
(62) Oliver Rasmussen													
1	11:11:43.623	1:08.946	+5.121	24.364	20.477	24.105							
2	11:12:49.111	1:05.488	+1.663	22.270	19.657	23.561							
3	11:13:54.832	1:05.721	+1.896	22.700	19.272	23.749							
4	11:14:59.530	1:04.698	+0.873	22.020	19.477	23.201							
5	11:16:03.355	1:03.825		21.767	19.033	23.025							
6	11:17:08.010	1:04.655	+0.830	22.350	19.027	23.278							
(72) Lukas Dunner													
1	11:11:47.697	1:06.958	+3.069	23.621	19.776	23.561							
2	11:12:52.088	1:04.391	+0.502	21.972	19.234	23.185							
3	11:14:05.353	1:13.265	+9.376	21.738	27.771	23.756							
4	11:15:09.242	1:03.889		21.776	19.100	23.013							
5	11:16:13.437	1:04.195	+0.306	21.869	19.084	23.242							
6	11:17:18.264	1:04.827	+0.938	22.661	19.109	23.057							
(64) Jakob Bezel													
1	11:11:41.137	1:06.728	+2.784	23.014	19.760	23.954							
2	11:12:49.578	1:08.441	+4.497	25.818	19.351	23.272							
3	11:13:54.495	1:04.917	+0.973	22.544	19.265	23.108							
4	11:14:58.569	1:04.074	+0.130	21.651	19.355	23.068							
5	11:16:02.513	1:03.944		21.647	19.226	23.071							
6	11:17:06.522	1:04.009	+0.065	21.771	18.981	23.257							
(84) Quentin Dupuis													
1	11:11:43.797	1:08.070	+4.007	24.239	20.246	23.585							
2	11:12:49.326	1:05.529	+1.466	22.728	19.383	23.418							
3	11:13:54.063	1:04.737	+0.674	22.410	19.217	23.110							
4	11:14:58.379	1:04.316	+0.253	21.833	19.434	23.049							
5	11:16:02.442	1:04.063		21.739	19.211	23.113							
6	11:17:07.087	1:04.645	+0.582	22.530	19.149	22.966							
(66) Tim Mika Metz													
1	11:11:42.126	1:06.778	+2.676	23.607	19.707	23.464							
2	11:12:46.891	1:04.765	+0.663	22.409	19.168	23.188							
3	11:13:50.993	1:04.102		21.746	19.129	23.227							
4	11:14:56.422	1:05.429	+1.327	21.916	19.829	23.684							



Rotax Euro Challenge Salbris/France

Rotax Juniors Salbris 1,477 Km

Free Practice 2 odd no. 03.04.2015 12:00

Practice (7:00 Time) started at 12:00:00

Pos	No.	Name	Nat.	Chassis	Race Team	Laps	Best Tm	Diff	Gap	In Lap	km/h
1	23	Enzo Coursimault	FRA	Kosmic/Sodik	PKS	4	1:03.019			4	84,375
2	83	Taymour Kermanshahchi	UAE	Sodi	Sodikart Middle East	5	1:03.190	0.171	0.171	4	84,146
3	3	Dean MacDonald	GBR	Kosmic	Aim Motorsport	4	1:03.200	0.181	0.010	3	84,133
4	69	Javier Gonzalez	MEX	Kosmic	Paul Carr Racing	4	1:03.240	0.221	0.040	4	84,080
5	25	Adam Eteki	FRA	Tonykart	SG Drivers	4	1:03.301	0.282	0.061	3	83,999
6	47	Mark Kimber	GBR	FA Kart	Dan Holland Racing	4	1:03.318	0.299	0.017	3	83,976
7	75	Enzo Valente	FRA	Sodi	Kart Pro Racing KPR	6	1:03.320	0.301	0.002	5	83,973
8	35	Ido Cohen	ISR	CRG	CRG SPA	4	1:03.333	0.314	0.013	4	83,956
9	51	Dikkie van der Wal	NLD	Alonso	Team TKP	4	1:03.348	0.329	0.015	3	83,936
10	31	Axel Charpentier	GBR	Tonykart	Strawberry Racing	4	1:03.370	0.351	0.022	3	83,907
11	27	Ayrton Simmons	GBR	Tonykart	Coles Racing	3	1:03.535	0.516	0.165	2	83,689
12	81	Lauri Leppa	FIN	Tonykart	VRT	6	1:03.543	0.524	0.008	6	83,679
13	63	Louis Henkefend	DEU	Alonso	Team TKP	3	1:03.620	0.601	0.077	3	83,577
14	49	Zak Fulk	GBR	Tonykart	Coles Racing	4	1:03.711	0.692	0.091	2	83,458
15	17	Jordan Brown-Nutley	GBR	Tonykart	CRM	4	1:03.765	0.746	0.054	3	83,387
16	5	Alex Quinn	GBR	CRG	CRG SPA	4	1:03.769	0.750	0.004	4	83,382
17	99	Oscar Palomo Ortiz	ESP	Birelart	Birelart	4	1:03.804	0.785	0.035	3	83,336
18	79	Natael Cantin	CAN	BirelART	BirelART/KMS	4	1:03.845	0.826	0.041	2	83,283
19	71	Olli Caldwell	GBR	Tonykart	Coles Racing	4	1:03.893	0.874	0.048	3	83,220
20	33	Antoine Perceval	FRA	Tonykart	SG Drivers	4	1:03.898	0.879	0.005	3	83,214
21	65	Jean Nombrot	FRA	Sodi	Kart Pro Racing KPR	5	1:03.899	0.880	0.001	2	83,213
22	19	Jack Spinola	PRT	FA Kart	Dan Holland Racing	4	1:03.947	0.928	0.048	3	83,150
23	45	Kilian Meyer	ESP	CRG SPA	CRG SPA	4	1:03.979	0.960	0.032	3	83,109
24	67	Mateusz Pylka	POL	Kosmic	Jastrzebski Racing	4	1:03.983	0.964	0.004	3	83,103
25	59	Zviedris Valters	LVA	Tonykart	Jurmala/Papas Racing	4	1:04.010	0.991	0.027	2	83,068
26	39	Hugo Andersson	SWE	Alonso	Dan Holland Racing	4	1:04.077	1.058	0.067	3	82,981
27	73	Kenzo Aerts	BEL	OTK	Daems Racing	4	1:04.119	1.100	0.042	3	82,927
28	61	Charlie Andersen	SWE	Tonykart	Ward Racing	6	1:04.144	1.125	0.025	6	82,895
29	57	Alejandro Schimpf	ESP	DR	VPDR/Gulfitoso	5	1:04.176	1.157	0.032	5	82,853
30	21	Phil Doerr	DEU	CRG	CRG SPA	6	1:04.570	1.551	0.394	6	82,348
31	77	David Rehme	SWE	CRG	CRG SPA	5	1:04.656	1.637	0.086	5	82,238

Timekeeping M. Wagner: Clerk of the course Thomas Lainer:

Steward Horst Seidel: Chief Scrutineer Paul Klaassen:





Rotax Euro Challenge Salbris/France

Rotax Juniors

Salbris 1,477 Km

Free Practice 2 odd no.

03.04.2015 12:00

Practice (7:00 Time) started at 12:00:00

Lap	Time of Day	Lap Tm	Diff	S1 Tm	S2 Tm	S3 Tm	Lap	Time of Day	Lap Tm	Diff	S1 Tm	S2 Tm	S3 Tm
1	12:04:15.835	1:05.939	+1.992	23.000	19.539	23.400							
2	12:05:20.127	1:04.292	+0.345	21.987	19.075	23.230							
3	12:06:24.074	1:03.947											
4	12:07:28.656	1:04.582	+0.635	22.045	19.475	23.062							
(45) Kilian Meyer													
1	12:04:19.729	1:06.643	+2.664	23.326	19.485	23.832							
2	12:05:24.693	1:04.964	+0.985	22.067									
3	12:06:28.672	1:03.979											
4	12:07:32.851	1:04.179	+0.200	21.951	19.122	23.106							
(67) Mateusz Pylka													
1	12:04:15.418	1:06.321	+2.338	22.799	19.905	23.617							
2	12:05:19.732	1:04.314	+0.331	22.025	19.094	23.195							
3	12:06:23.715	1:03.983											
4	12:07:28.478	1:04.763	+0.780	22.263	19.370	23.130							
(59) Zviedris Valters													
1	12:04:14.174	1:05.375	+1.365	22.502	19.409	23.464							
2	12:05:18.184	1:04.010		21.791	19.025	23.194							
3	12:06:22.505	1:04.321	+0.311										
4	12:07:26.883	1:04.378	+0.368	22.251	19.032	23.095							
(39) Hugo Andersson													
1	12:04:19.036	1:07.042	+2.965	23.191	19.944	23.907							
2	12:05:24.438	1:05.402	+1.325	22.016									
3	12:06:28.515	1:04.077											
4	12:07:33.027	1:04.512	+0.435	22.317	19.172	23.023							
(73) Kenzo Aerts													
1	12:04:28.275	1:05.682	+1.563	22.502	19.461	23.719							
2	12:05:33.035	1:04.760	+0.641	21.987									
3	12:06:37.154	1:04.119											
4	12:07:41.695	1:04.541	+0.422	21.919	19.169	23.453							
(61) Charlie Andersen													
1	12:01:44.126	1:06.512	+2.368			23.462							
2	12:02:49.045	1:04.919	+0.775										
3	12:03:53.649	1:04.604	+0.460			23.393							
4	12:04:58.043	1:04.394	+0.250	22.011	19.101	23.282							
5	12:06:02.281	1:04.238	+0.094										
6	12:07:06.425	1:04.144		21.888	19.064	23.192							
(57) Alejandro Schimpf													
1	12:03:00.332	1:07.316	+3.140										
2	12:04:05.553	1:05.221	+1.045	22.399	19.371	23.451							
3	12:05:10.488	1:04.935	+0.759	22.353	19.269	23.313							
4	12:06:14.882	1:04.394	+0.218										
5	12:07:19.058	1:04.176		21.953	19.103	23.120							
(21) Phil Doerr													
1	12:01:45.466	1:08.202	+3.632			23.680							
2	12:02:51.152	1:05.686	+1.116										
3	12:03:56.173	1:05.021	+0.451	22.227	19.331	23.463							
4	12:05:01.168	1:04.995	+0.425	22.189	19.287	23.519							
5	12:06:05.815	1:04.647	+0.077										
6	12:07:10.385	1:04.570		22.111	19.145	23.314							
(77) David Rehme													
1	12:03:03.607	1:09.342	+4.686										
2	12:04:09.307	1:05.700	+1.044	22.514	19.313	23.873							
3	12:05:14.163	1:04.856	+0.200	22.066	19.304	23.486							
4	12:06:19.289	1:05.126	+0.470										
5	12:07:23.945	1:04.656		21.842	19.043	23.771							

Timekeeping M. Wagner: Clerk of the course Thomas Lainer:

Steward Horst Seidel: Chief Scrutineer Paul Klaassen:





Rotax Euro Challenge Salbris/France

Rotax Juniors

Salbris 1,477 Km

Free Practice 2 even no.

03.04.2015 12:10

Practice (7:00 Time) started at 12:10:01

Pos	No.	Name	Nat.	Chassis	Race Team	Laps	Best Tm	Diff	Gap	In Lap	km/h
1	54	Tom Gamble	GBR	FA Kart	Dan Holland Racing	5	1:02.161			5	85,539
2	34	Fin Kenneally	GBR	Kosmic	Aim Motorsport	5	1:02.253	0.092	0.092	5	85,413
3	24	Oliver York	GBR	Kosmic	Aim Motorsport	5	1:02.370	0.209	0.117	5	85,253
4	8	Jack McCarthy	GBR	Tonykart	Strawberry Racing	5	1:02.444	0.283	0.074	5	85,151
5	20	Kiern Jewiss	GBR	Tonykart	Strawberry Racing	5	1:02.455	0.294	0.011	4	85,136
6	78	Johnathan Hoggard	GBR	Tonykart	KR Sport	5	1:02.647	0.486	0.192	4	84,876
7	46	Scott Symons	GBR	Tonykart	KR Sport	5	1:02.691	0.530	0.044	5	84,816
8	16	Nicolas Schoell	AUT	Tonykart	Speedworld Academy	6	1:02.780	0.619	0.089	5	84,696
9	82	Nazim Azman	MYS	Kosmic	Aim Motorsport	6	1:02.811	0.650	0.031	6	84,654
10	44	Tom Canning	GBR	FA Kart	Dan Holland Racing	5	1:02.882	0.721	0.071	4	84,558
11	84	Quentin Dupuis	FRA	Birel	MGT	7	1:02.925	0.764	0.043	7	84,501
12	70	Dimitrios Tsimpris	GRC	Tonykart	Prt Motorsport	6	1:02.926	0.765	0.001	6	84,499
13	58	Dzianis Slavinski	BLR	Tonykart	M Racing	6	1:02.943	0.782	0.017	6	84,476
14	60	Florian Venturi	FRA	FA Kart	DSS	6	1:02.957	0.796	0.014	6	84,458
15	64	Jakub Bezel	CZE	MSKart	Bezel Petr	6	1:03.016	0.855	0.059	6	84,379
16	52	Alain Delon Thompson	ZAF	BirelART	BirelART/KMS	6	1:03.114	0.953	0.098	6	84,248
17	22	Daniel Louko	FIN	Tonykart	Paul Carr Racing	6	1:03.135	0.974	0.021	6	84,220
18	72	Lukas Dunner	AUT	Tonykart	Speedworld Academy	6	1:03.139	0.978	0.004	6	84,214
19	68	Owen Byatt	GBR	Kosmic	Aim Motorsport	5	1:03.198	1.037	0.059	5	84,136
20	42	Joel Jern	SWE	Gillard	PDB Racing Team	6	1:03.234	1.073	0.036	4	84,088
21	32	Lluc Ibanez	ESP	Kosmic	Binakart	6	1:03.313	1.152	0.079	5	83,983
22	28	Andreas Estner	DEU	Tonykart	RS Competition	6	1:03.540	1.379	0.227	5	83,683
23	74	Arthur Carbonnel	FRA	Birelart	Universal Drivers	6	1:03.553	1.392	0.013	5	83,666
24	80	Adam Haikal	MYS	Kosmic	Aim Motorsport	6	1:03.554	1.393	0.001	4	83,664
25	66	Tim Mika Metz	DEU	CRG	CRG SPA	6	1:03.602	1.441	0.048	6	83,601
26	62	Oliver Rasmussen	FRA	Birel	MRT Mich Racing Team	7	1:04.015	1.854	0.413	7	83,062
27	18	Cristian Davies	ESP	Kosmic	Binakart	6	1:04.353	2.192	0.338	4	82,626
28	76	Manuel Sulaiman	MEX	Tonykart	KR Sport	3	1:08.335	6.174	3.982	3	77,811
29	56	Adrian Schimpf	ESP	DR	VPDR/Gulfitoso					0	-





Rotax Euro Challenge Salbris/France

Rotax Juniors

Salbris 1,477 Km

Free Practice 2 even no.

03.04.2015 12:10

Practice (7:00 Time) started at 12:10:01

Lap	Time of Day	Lap Tm	Diff	S1 Tm	S2 Tm	S3 Tm	Lap	Time of Day	Lap Tm	Diff	S1 Tm	S2 Tm	S3 Tm
2	12:13:10.719	1:27.874	+24.735	36.536	27.594	23.744	5	12:15:55.251	1:04.237	+0.222	21.839	19.231	23.167
3	12:14:15.468	1:04.749	+1.610	22.033	19.227	23.489	6	12:16:59.529	1:04.278	+0.263	22.083	19.152	23.043
4	12:15:19.602	1:04.134	+0.995	21.923	19.142	23.069	7	12:18:03.544	1:04.015		21.879	19.063	23.073
5	12:16:22.998	1:03.396	+0.257	21.622	18.853	22.921	(18) Cristian Davies						
6	12:17:26.137	1:03.139		21.497	18.777	22.865	1	12:11:38.316	1:06.730	+2.377	22.998	19.706	24.026
(68) Owen Byatt							2	12:12:43.364	1:05.048	+0.695	22.141	19.427	23.480
1	12:13:01.618	1:06.444	+3.246	23.202	19.897	23.345	3	12:13:49.773	1:06.409	+2.056	23.759	19.185	23.465
2	12:14:05.628	1:04.010	+0.812	21.967	18.972	23.071	4	12:14:54.126	1:04.353		21.835	19.144	23.374
3	12:15:09.083	1:03.455	+0.257	21.620	18.839	22.996	5	12:16:03.943	1:09.817	+5.464	25.710	20.537	23.570
4	12:16:12.367	1:03.284	+0.086	21.572	18.826	22.886	6	12:17:08.561	1:04.618	+0.265	22.362	19.078	23.178
5	12:17:15.565	1:03.198		21.402	18.859	22.937	(76) Manuel Sulaiman						
(42) Joel Jern							1	12:13:04.755	1:09.414	+1.079	24.274	20.912	24.228
1	12:11:59.996	1:05.870	+2.636	22.852	19.403	23.615	2	12:14:14.465	1:09.710	+1.375	25.936	19.790	23.984
2	12:13:05.235	1:05.239	+2.005	22.741	19.341	23.157	3	12:15:22.800	1:08.335		22.880	21.345	24.110
3	12:14:08.991	1:03.756	+0.522	21.706	19.097	22.953	(32) Lluç Ibanez						
4	12:15:12.225	1:03.234		21.352	18.879	23.003	1	12:11:37.348	1:07.133	+3.820	23.097	19.498	24.538
5	12:16:15.637	1:03.412	+0.178	21.627	18.834	22.951	2	12:12:44.498	1:07.150	+3.837	24.242	19.761	23.147
6	12:17:19.123	1:03.486	+0.252	21.892	18.732	22.862	3	12:13:48.403	1:03.905	+0.592	21.939	18.917	23.049
(28) Andreas Estner							4	12:14:52.043	1:03.640	+0.327	21.789	18.928	22.923
1	12:11:45.094	1:05.312	+1.772	22.610	19.281	23.421	5	12:15:55.356	1:03.313		21.581	18.753	22.979
2	12:12:49.589	1:04.495	+0.955	22.152	19.209	23.134	6	12:17:07.820	1:12.464	+9.151	21.940	26.993	23.531
3	12:13:54.091	1:04.502	+0.962	22.334	19.050	23.118	(74) Arthur Carbonnel						
4	12:14:57.771	1:03.680	+0.140	21.642	18.843	23.195	1	12:11:43.034	1:07.344	+3.791	23.092	19.907	24.345
5	12:16:01.311	1:03.540		21.647	18.834	23.059	2	12:12:49.085	1:06.051	+2.498	23.402	19.377	23.272
6	12:17:05.081	1:03.770	+0.230	21.840	18.997	22.933	3	12:13:53.410	1:04.325	+0.772	22.251	19.017	23.057
(80) Adam Haikal							4	12:14:57.439	1:04.029	+0.476	22.047	18.973	23.009
1	12:11:44.881	1:06.777	+3.223	23.229	19.862	23.686	5	12:16:00.992	1:03.553		21.708	18.921	22.924
2	12:12:51.193	1:06.312	+2.758	22.130	20.700	23.482	6	12:17:04.927	1:03.935	+0.382	21.635	19.241	23.059
3	12:13:55.522	1:04.329	+0.775	22.005	19.154	23.170	(66) Tim Mika Metz						
4	12:14:59.076	1:03.554		21.680	18.845	23.029	1	12:11:43.211	1:06.669	+3.067	22.585	19.787	24.297
5	12:16:04.136	1:05.060	+1.506	21.310	19.000	24.750	2	12:12:48.928	1:05.717	+2.115	23.154	19.237	23.326
6	12:17:08.284	1:04.148	+0.594	21.947	19.112	23.089	3	12:13:54.489	1:05.561	+1.959	23.329	19.087	23.145
(62) Oliver Rasmussen							4	12:14:58.180	1:03.691	+0.089	21.603	18.908	23.180
1	12:11:36.695	1:06.834	+2.819	22.934	19.570	24.330	5	12:16:02.478	1:04.298	+0.696	21.784	19.368	23.146
2	12:12:41.400	1:04.705	+0.690	22.160	19.263	23.282	6	12:17:06.080	1:03.602		21.649	18.933	23.020
3	12:13:46.023	1:04.623	+0.608	22.109	19.239	23.275	(82) Oliver Rasmussen						
4	12:14:51.014	1:04.991	+0.976	22.515	19.159	23.317	1	12:11:36.695	1:06.834	+2.819	22.934	19.570	24.330

Timekeeping M. Wagner:



Clerk of the course Thomas Lainer:

Steward Horst Seidel:

Chief Scrutineer Paul Klaassen:





Rotax Euro Challenge Salbris/France

Rotax Juniors

Salbris 1,477 Km

Qualifying Practice Group J1

03.04.2015 14:20

Qualifying (8:00 Time) started at 14:20:00

Pos	No.	Name	Nat.	Chassis	Race Team	Laps	Best Tm	Diff	Gap	In Lap	km/h
1	8	Jack McCarthy	GBR	Tonykart	Strawberry Racing	6	1:02.382			6	85,236
2	54	Tom Gamble	GBR	FA Kart	Dan Holland Racing	6	1:02.438	0.056	0.056	6	85,160
3	27	Ayrton Simmons	GBR	Tonykart	Coles Racing	6	1:02.493	0.111	0.055	6	85,085
4	52	Alain Delon Thompson	ZAF	BirelART	BirelART/KMS	6	1:02.529	0.147	0.036	6	85,036
5	3	Dean MacDonald	GBR	Kosmic	Aim Motorsport	6	1:02.552	0.170	0.023	6	85,004
6	60	Florian Venturi	FRA	FA Kart	DSS	6	1:02.566	0.184	0.014	5	84,985
7	44	Tom Canning	GBR	FA Kart	Dan Holland Racing	6	1:02.612	0.230	0.046	6	84,923
8	33	Antoine Perceval	FRA	Tonykart	SG Drivers	6	1:02.616	0.234	0.004	6	84,918
9	24	Oliver York	GBR	Kosmic	Aim Motorsport	6	1:02.645	0.263	0.029	6	84,878
10	79	Natael Cantin	CAN	BirelART	BirelART/KMS	6	1:02.652	0.270	0.007	6	84,869
11	71	Olli Caldwell	GBR	Tonykart	Coles Racing	6	1:02.684	0.302	0.032	6	84,825
12	69	Javier Gonzalez	MEX	Kosmic	Paul Carr Racing	6	1:02.718	0.336	0.034	6	84,779
13	80	Adam Haikal	MYS	Kosmic	Aim Motorsport	6	1:02.821	0.439	0.103	6	84,640
14	63	Louis Henkefend	DEU	Alonso	Team TKP	6	1:02.824	0.442	0.003	6	84,636
15	46	Scott Symons	GBR	Tonykart	KR Sport	6	1:02.827	0.445	0.003	3	84,632
16	65	Jean Nomblot	FRA	Sodi	Kart Pro Racing KPR	6	1:02.848	0.466	0.021	6	84,604
17	16	Nicolas Schoell	AUT	Tonykart	Speedworld Academy	6	1:02.944	0.562	0.096	5	84,475
18	82	Nazim Azman	MYS	Kosmic	Aim Motorsport	6	1:02.960	0.578	0.016	6	84,454
19	35	Ido Cohen	ISR	CRG	CRG SPA	6	1:02.969	0.587	0.009	6	84,442
20	76	Manuel Sulaiman	MEX	Tonykart	KR Sport	6	1:03.020	0.638	0.051	5	84,373
21	5	Alex Quinn	GBR	CRG	CRG SPA	6	1:03.038	0.656	0.018	5	84,349
22	39	Hugo Andersson	SWE	Alonso	Dan Holland Racing	6	1:03.083	0.701	0.045	4	84,289
23	22	Daniel Louko	FIN	Tonykart	Paul Carr Racing	7	1:03.179	0.797	0.096	4	84,161
24	19	Jack Spinola	PRT	FA Kart	Dan Holland Racing	6	1:03.229	0.847	0.050	5	84,094
25	61	Charlie Andersen	SWE	Tonykart	Ward Racing	8	1:03.291	0.909	0.062	8	84,012
26	62	Oliver Rasmussen	FRA	Birel	MRT Mich Racing Team	8	1:03.689	1.307	0.398	7	83,487
27	77	David Rehme	SWE	CRG	CRG SPA	7	1:03.697	1.315	0.008	7	83,476
28	57	Alejandro Schimpf	ESP	DR	VPDR/Gulfitoso	6	1:03.907	1.525	0.210	5	83,202
29	45	Kilian Meyer	ESP	CRG SPA	CRG SPA	6	1:04.275	1.893	0.368	6	82,726
30	21	Phil Doerr	DEU	CRG	CRG SPA	7	1:04.671	2.289	0.396	4	82,219

Announcements

These results are provisional until the conclusion of any judicial and technical matters!



Rotax Euro Challenge Salbris/France

Rotax Juniors

Salbris 1,477 Km

Qualifying Practice Group J2

03.04.2015 14:40

Qualifying (8:00 Time) started at 14:40:00

Pos	No.	Name	Nat.	Chassis	Race Team	Laps	Best Tm	Diff	Gap	In Lap	km/h
1	47	Mark Kimber	GBR	FA Kart	Dan Holland Racing	6	1:02.442			4	85,154
2	49	Zak Fulk	GBR	Tonykart	Coles Racing	6	1:02.454	0.012	0.012	5	85,138
3	34	Fin Kenneally	GBR	Kosmic	Aim Motorsport	6	1:02.468	0.026	0.014	5	85,119
4	20	Kiern Jewiss	GBR	Tonykart	Strawberry Racing	6	1:02.469	0.027	0.001	5	85,117
5	23	Enzo Coursimault	FRA	Kosmic/Sodik	PKS	5	1:02.474	0.032	0.005	4	85,111
6	58	Dzianis Slavinski	BLR	Tonykart	M Racing	7	1:02.530	0.088	0.056	6	85,034
7	17	Jordan Brown-Nutley	GBR	Tonykart	CRM	6	1:02.594	0.152	0.064	5	84,947
8	32	Lluc Ibanez	ESP	Kosmic	Binakart	6	1:02.613	0.171	0.019	6	84,922
9	31	Axel Charpentier	GBR	Tonykart	Strawberry Racing	6	1:02.668	0.226	0.055	4	84,847
10	68	Owen Byatt	GBR	Kosmic	Aim Motorsport	6	1:02.716	0.274	0.048	5	84,782
11	42	Joel Jern	SWE	Gillard	PDB Racing Team	7	1:02.717	0.275	0.001	6	84,781
12	64	Jakub Bezel	CZE	MSKart	Bezel Petr	7	1:02.757	0.315	0.040	6	84,727
13	70	Dimitrios Tsimpris	GRC	Tonykart	Prt Motorsport	8	1:02.797	0.355	0.040	4	84,673
14	78	Johnathan Hoggard	GBR	Tonykart	KR Sport	6	1:02.807	0.365	0.010	6	84,659
15	28	Andreas Estner	DEU	Tonykart	RS Competition	7	1:02.848	0.406	0.041	6	84,604
16	81	Lauri Leppa	FIN	Tonykart	VRT	8	1:02.876	0.434	0.028	6	84,566
17	59	Zviedris Valters	LVA	Tonykart	Jurmala/Papas Racing	6	1:02.915	0.473	0.039	6	84,514
18	51	Dikkie van der Wal	NLD	Alonso	Team TKP	6	1:02.915	0.473		5	84,514
19	84	Quentin Dupuis	FRA	Birel	MGT	8	1:02.938	0.496	0.023	7	84,483
20	25	Adam Eteki	FRA	Tonykart	SG Drivers	6	1:02.948	0.506	0.010	5	84,470
21	75	Enzo Valente	FRA	Sodi	Kart Pro Racing KPR	6	1:02.964	0.522	0.016	5	84,448
22	74	Arthur Carbonnel	FRA	Birelart	Universal Drivers	8	1:03.119	0.677	0.155	7	84,241
23	66	Tim Mika Metz	DEU	CRG	CRG SPA	7	1:03.188	0.746	0.069	4	84,149
24	72	Lukas Dunner	AUT	Tonykart	Speedworld Academy	8	1:03.224	0.782	0.036	4	84,101
25	73	Kenzo Aerts	BEL	OTK	Daems Racing	6	1:03.241	0.799	0.017	5	84,078
26	56	Adrian Schimpf	ESP	DR	VPDR/Gulfitoso	6	1:03.353	0.911	0.112	3	83,930
27	18	Cristian Davies	ESP	Kosmic	Binakart	7	1:03.355	0.913	0.002	4	83,927
28	83	Taymour Kermanshahchi	UAE	Sodi	Sodikart Middle East	5	1:03.742	1.300	0.387	4	83,418
29	99	Oscar Palomo Ortiz	ESP	Birelart	Birelart	5	1:03.951	1.509	0.209	4	83,145
Not classified											
DNS	67	Mateusz Pyłka	POL	Kosmic	Jastrzebski Racing					0	-

Announcements

These results are provisional until the conclusion of any judicial and technical matters!

Timekeeping M. Wagner:

Clerk of the course Thomas Lainer:

Steward Horst Seidel:

Chief Scrutineer Paul Klaassen:

Printed: 03.04.2015 14:50:05

posted at:

h





Rotax Euro Challenge Salbris/France

Rotax Juniors

Salbris 1,477 Km

Total result Qualifying Group J1 / J2

Pos	No.	Name	Nat.	Chassis	Race Team	Total Best Tm	Diff	QJ1 Best Tm	QJ2 Best Tm
1	8	Jack McCarthy	GBR	Tonykart	Strawberry Racing	1:02.382		1:02.382	
2	54	Tom Gamble	GBR	FA Kart	Dan Holland Racing	1:02.438	0.056	1:02.438	
3	47	Mark Kimber	GBR	FA Kart	Dan Holland Racing	1:02.442	0.060		1:02.442
4	49	Zak Fulk	GBR	Tonykart	Coles Racing	1:02.454	0.072		1:02.454
5	34	Fin Kenneally	GBR	Kosmic	Aim Motorsport	1:02.468	0.086		1:02.468
6	20	Kiern Jewiss	GBR	Tonykart	Strawberry Racing	1:02.469	0.087		1:02.469
7	23	Enzo Coursimault	FRA	Kosmic/Sodik	PKS	1:02.474	0.092		1:02.474
8	27	Ayrton Simmons	GBR	Tonykart	Coles Racing	1:02.493	0.111	1:02.493	
9	52	Alain Delon Thompson	ZAF	BirelART	BirelART/KMS	1:02.529	0.147	1:02.529	
10	58	Dzianis Slavinski	BLR	Tonykart	M Racing	1:02.530	0.148		1:02.530
11	3	Dean MacDonald	GBR	Kosmic	Aim Motorsport	1:02.552	0.170	1:02.552	
12	60	Florian Venturi	FRA	FA Kart	DSS	1:02.566	0.184	1:02.566	
13	17	Jordan Brown-Nutley	GBR	Tonykart	CRM	1:02.594	0.212		1:02.594
14	44	Tom Canning	GBR	FA Kart	Dan Holland Racing	1:02.612	0.230	1:02.612	
15	32	Lluc Ibanez	ESP	Kosmic	Binakart	1:02.613	0.231		1:02.613
16	33	Antoine Perceval	FRA	Tonykart	SG Drivers	1:02.616	0.234	1:02.616	
17	24	Oliver York	GBR	Kosmic	Aim Motorsport	1:02.645	0.263	1:02.645	
18	79	Natael Cantin	CAN	BirelART	BirelART/KMS	1:02.652	0.270	1:02.652	
19	31	Axel Charpentier	GBR	Tonykart	Strawberry Racing	1:02.668	0.286		1:02.668
20	71	Olli Caldwell	GBR	Tonykart	Coles Racing	1:02.684	0.302	1:02.684	
21	68	Owen Byatt	GBR	Kosmic	Aim Motorsport	1:02.716	0.334		1:02.716
22	42	Joel Jern	SWE	Gillard	PDB Racing Team	1:02.717	0.335		1:02.717
23	69	Javier Gonzalez	MEX	Kosmic	Paul Carr Racing	1:02.718	0.336	1:02.718	
24	64	Jakub Bezel	CZE	MSKart	Bezel Petr	1:02.757	0.375		1:02.757
25	70	Dimitrios Tsimpris	GRC	Tonykart	Prt Motorsport	1:02.797	0.415		1:02.797
26	78	Johnathan Hoggard	GBR	Tonykart	KR Sport	1:02.807	0.425		1:02.807
27	80	Adam Haikal	MYS	Kosmic	Aim Motorsport	1:02.821	0.439	1:02.821	
28	63	Louis Henkefend	DEU	Alonso	Team TKP	1:02.824	0.442	1:02.824	
29	46	Scott Symons	GBR	Tonykart	KR Sport	1:02.827	0.445	1:02.827	
30	28	Andreas Estner	DEU	Tonykart	RS Competition	1:02.848	0.466		1:02.848
31	65	Jean Nomblot	FRA	Sodi	Kart Pro Racing KPR	1:02.848	0.466	1:02.848	
32	81	Lauri Leppa	FIN	Tonykart	VRT	1:02.876	0.494		1:02.876
33	59	Zviedris Valters	LVA	Tonykart	Jurmala/Papas Racing	1:02.915	0.533		1:02.915
34	51	Dikkie van der Wal	NLD	Alonso	Team TKP	1:02.915	0.533		1:02.915
35	84	Quentin Dupuis	FRA	Birel	MGT	1:02.938	0.556		1:02.938
36	16	Nicolas Schoell	AUT	Tonykart	Speedworld Academy	1:02.944	0.562	1:02.944	
37	25	Adam Eteki	FRA	Tonykart	SG Drivers	1:02.948	0.566		1:02.948
38	82	Nazim Azman	MYS	Kosmic	Aim Motorsport	1:02.960	0.578	1:02.960	
39	75	Enzo Valente	FRA	Sodi	Kart Pro Racing KPR	1:02.964	0.582		1:02.964
40	35	Ido Cohen	ISR	CRG	CRG SPA	1:02.969	0.587	1:02.969	
41	76	Manuel Sulaiman	MEX	Tonykart	KR Sport	1:03.020	0.638	1:03.020	
42	5	Alex Quinn	GBR	CRG	CRG SPA	1:03.038	0.656	1:03.038	
43	39	Hugo Andersson	SWE	Alonso	Dan Holland Racing	1:03.083	0.701	1:03.083	
44	74	Arthur Carbonnel	FRA	Birelart	Universal Drivers	1:03.119	0.737		1:03.119
45	22	Daniel Louko	FIN	Tonykart	Paul Carr Racing	1:03.179	0.797	1:03.179	

Announcements

These results are provisional until the conclusion of any judicial and technical matters!



Rotax Euro Challenge Salbris/France

Rotax Juniors

Salbris 1,477 Km

Total result Qualifying Group J1 / J2

Pos	No.	Name	Nat.	Chassis	Race Team	Total Best Tm	Diff	QJ1 Best Tm	QJ2 Best Tm
46	66	Tim Mika Metz	DEU	CRG	CRG SPA	1:03.188	0.806		1:03.188
47	72	Lukas Dunner	AUT	Tonykart	Speedworld Academy	1:03.224	0.842		1:03.224
48	19	Jack Spinola	PRT	FA Kart	Dan Holland Racing	1:03.229	0.847	1:03.229	
49	73	Kenzo Aerts	BEL	OTK	Daems Racing	1:03.241	0.859		1:03.241
50	61	Charlie Andersen	SWE	Tonykart	Ward Racing	1:03.291	0.909	1:03.291	
51	56	Adrian Schimpf	ESP	DR	VPDR/Gulfitoso	1:03.353	0.971		1:03.353
52	18	Cristian Davies	ESP	Kosmic	Binakart	1:03.355	0.973		1:03.355
53	62	Oliver Rasmussen	FRA	Birel	MRT Mich Racing Team	1:03.689	1.307	1:03.689	
54	77	David Rehme	SWE	CRG	CRG SPA	1:03.697	1.315	1:03.697	
55	83	Taymour Kermanshahchi	UAE	Sodi	Sodikart Middle East	1:03.742	1.360		1:03.742
56	57	Alejandro Schimpf	ESP	DR	VPDR/Gulfitoso	1:03.907	1.525	1:03.907	
57	99	Oscar Palomo Ortiz	ESP	Birelart	Birelart	1:03.951	1.569		1:03.951
58	45	Kilian Meyer	ESP	CRG SPA	CRG SPA	1:04.275	1.893	1:04.275	
59	21	Phil Doerr	DEU	CRG	CRG SPA	1:04.671	2.289	1:04.671	
DNS	67	Mateusz Pylka	POL	Kosmic	Jastrzebski Racing				

Announcements

These results are provisional until the conclusion of any judicial and technical matters!

Heat organization Rotax Euro Challenge Salbris / France Juniors Group A

Group	Pos	No.	Firstname	Lastname	Class	Overall BestTm
Group A	1	8	Jack	McCarthy	Juniors	1:02.382
Group A	5	34	Fin	Kenneally	Juniors	1:02.468
Group A	9	52	Alain Delon	Thompson	Juniors	1:02.529
Group A	13	17	Jordan	Brown-Nutley	Juniors	1:02.594
Group A	17	24	Oliver	York	Juniors	1:02.645
Group A	21	68	Owen	Byatt	Juniors	1:02.716
Group A	25	70	Dimitrios	Tsimpris	Juniors	1:02.797
Group A	29	46	Scott	Symons	Juniors	1:02.827
Group A	33	59	Zviedris	Valters	Juniors	1:02.915
Group A	37	25	Adam	Eteki	Juniors	1:02.948
Group A	41	76	Manuel	Sulaiman	Juniors	1:03.020
Group A	45	22	Daniel	Louko	Juniors	1:03.179
Group A	49	73	Kenzo	Aerts	Juniors	1:03.241
Group A	53	62	Oliver	Rasmussen	Juniors	1:03.689
Group A	57	99	Oscar	Palomo Ortiz	Juniors	1:03.951



Clerk of the course Thomas Lainer:

Stewards (Chairman) Horst Seidel:

Scrutineer Paul Klaassen:

Timekeeping M. Wagner:

Printed: 03.04.2015 15:24

Posted at: h

Heat organization Rotax Euro Challenge Salbris / France Juniors Group B

Group	Pos	No.	Firstname	Lastname	Class	Overall BestTm
Group B	2	54	Tom	Gamble	Juniors	1:02.438
Group B	6	20	Kiern	Jewiss	Juniors	1:02.469
Group B	10	58	Dzianis	Slavinski	Juniors	1:02.530
Group B	14	44	Tom	Canning	Juniors	1:02.612
Group B	18	79	Natael	Cantin	Juniors	1:02.652
Group B	22	42	Joel	Jern	Juniors	1:02.717
Group B	26	78	Johnathan	Hoggard	Juniors	1:02.807
Group B	30	28	Andreas	Estner	Juniors	1:02.848
Group B	34	51	Dikkie	van der Wal	Juniors	1:02.915
Group B	38	82	Nazim	Azman	Juniors	1:02.960
Group B	42	5	Alex	Quinn	Juniors	1:03.038
Group B	46	66	Tim Mika	Metz	Juniors	1:03.188
Group B	50	61	Charlie	Andersen	Juniors	1:03.291
Group B	54	77	David	Rehme	Juniors	1:03.697
Group B	58	45	Kilian	Meyer	Juniors	1:04.275



Clerk of the course Thomas Lainer:

Stewards (Chairman) Horst Seidel:

Scrutineer Paul Klaassen:

Timekeeping M. Wagner:

Printed: 03.04.2015 15:24

Posted at: h

Heat organization Rotax Euro Challenge Salbris / France Juniors Group C

Group	Pos	No.	Firstname	Lastname	Class	Overall BestTm
Group C	3	47	Mark	Kimber	Juniors	1:02.442
Group C	7	23	Enzo	Coursimault	Juniors	1:02.474
Group C	11	3	Dean	MacDonald	Juniors	1:02.552
Group C	15	32	Lluc	Ibanez	Juniors	1:02.613
Group C	19	31	Axel	Charpentier	Juniors	1:02.668
Group C	23	69	Javier	Gonzalez	Juniors	1:02.718
Group C	27	80	Adam	Haikal	Juniors	1:02.821
Group C	31	65	Jean	Nomblot	Juniors	1:02.848
Group C	35	84	Quentin	Dupuis	Juniors	1:02.938
Group C	39	75	Enzo	Valente	Juniors	1:02.964
Group C	43	39	Hugo	Andersson	Juniors	1:03.083
Group C	47	72	Lukas	Dunner	Juniors	1:03.224
Group C	51	56	Adrian	Schimpf	Juniors	1:03.353
Group C	55	83	Taymour	Kermanshahchi	Juniors	1:03.742
Group C	59	21	Phil	Doerr	Juniors	1:04.671



Clerk of the course Thomas Lainer:

Stewards (Chairman) Horst Seidel:

Scrutineer Paul Klaassen:

Timekeeping M. Wagner:

Printed: 03.04.2015 15:24

posted at: h

Heat organization Rotax Euro Challenge Salbris / France Juniors Group D

Group	Pos	No.	Firstname	Lastname	Class	Overall BestTm
Group D	4	49	Zak	Fulk	Juniors	1:02.454
Group D	8	27	Ayrton	Simmons	Juniors	1:02.493
Group D	12	60	Florian	Venturi	Juniors	1:02.566
Group D	16	33	Antoine	Perceval	Juniors	1:02.616
Group D	20	71	Olli	Caldwell	Juniors	1:02.684
Group D	24	64	Jakub	Bezel	Juniors	1:02.757
Group D	28	63	Louis	Henkefend	Juniors	1:02.824
Group D	32	81	Lauri	Leppa	Juniors	1:02.876
Group D	36	16	Nicolas	Schoell	Juniors	1:02.944
Group D	40	35	Ido	Cohen	Juniors	1:02.969
Group D	44	74	Arthur	Carbonnel	Juniors	1:03.119
Group D	48	19	Jack	Spinola	Juniors	1:03.229
Group D	52	18	Cristian	Davies	Juniors	1:03.355
Group D	56	57	Alejandro	Schimpf	Juniors	1:03.907
Group D	60	67	Mateusz	Pylka	Juniors	DNS



Clerk of the course Thomas Lainer:

Stewards (Chairman) Horst Seidel:

Scrutineer Paul Klaassen:

Timekeeping M. Wagner:

Printed: 03.04.2015 15:24

posted at: h

Rotax Euro Challenge
 Class: Juniors
 Date/Time: 04.04.2015 10:10

Track: Salbris / France
 Heat: Race 1 Qualifying Heat 1 A+B
 Laps: 6

Edition 1

	18	
35		36
	17	
33		34
	16	
31		32
Oscar Palomo Ortiz 99 Group A 1:03.951	15	Kilian Meyer 45 Group B 1:04.275
29		30
Oliver Rasmussen 62 Group A 1:03.689	14	David Rehme 77 Group B 1:03.697
27		28
Kenzo Aerts 73 Group A 1:03.241	13	Charlie Andersen 61 Group B 1:03.291
25		26
Daniel Louko 22 Group A 1:03.179	12	Tim Mika Metz 66 Group B 1:03.188
23		24
Manuel Sulaiman 76 Group A 1:03.020	11	Alex Quinn 5 Group B 1:03.038
21		22
Adam Eteki 25 Group A 1:02.948	10	Nazim Azman 82 Group B 1:02.960
19		20
Zviedris Valters 59 Group A 1:02.915	9	Dikkie van der Wal 51 Group B 1:02.915
17		18
Scott Symons 46 Group A 1:02.827	8	Andreas Estner 28 Group B 1:02.848
15		16
Dimitrios Tsimpris 70 Group A 1:02.797	7	Johnathan Hoggard 78 Group B 1:02.807
13		14
Owen Byatt 68 Group A 1:02.716	6	Joel Jern 42 Group B 1:02.717
11		12
Oliver York 24 Group A 1:02.645	5	Natael Cantin 79 Group B 1:02.652
9		10
Jordan Brown-Nutley 17 Group A 1:02.594	4	Tom Canning 44 Group B 1:02.612
7		8
Alain Delon Thompson 52 Group A 1:02.529	3	Dzianis Slavinski 58 Group B 1:02.530
5		6
Fin Kenneally 34 Group A 1:02.468	2	Kiern Jewiss 20 Group B 1:02.469
3		4
Jack McCarthy 8 Group A 1:02.382	1	Tom Gamble 54 Group B 1:02.438
1	Row	2

Pole Position

Clerk of the course Thomas Lainer:
 Stewards (Chairman) Horst Seidel:

Scrutineer Paul Klaassen:
 Timekeeping M. Wagner:

Rotax Euro Challenge
Class: Juniors
Date/Time: 04.04.2015 10:30

Track: Salbris / France
Heat: Race 2 Qualifying Heat 2 C+D
Laps: 6

Edition 1

	35	18		36
	33	17		34
	31	16		32
Phil Doerr	21	15	Mateusz Pylka	67
	29			30
Taymour Kermanshahchi	83	14	Alejandro Schimpf	57
	27			28
Adrian Schimpf	56	13	Cristian Davies	18
	25			26
Lukas Dunner	72	12	Jack Spinola	19
	23			24
Hugo Andersson	39	11	Arthur Carbonnel	74
	21			22
Enzo Valente	75	10	Ido Cohen	35
	19			20
Quentin Dupuis	84	9	Nicolas Schoell	16
	17			18
Jean Nomblot	65	8	Lauri Leppa	81
	15			16
Adam Haikal	80	7	Louis Henkefend	63
	13			14
Javier Gonzalez	69	6	Jakub Bezel	64
	11			12
Axel Charpentier	31	5	Olli Caldwell	71
	9			10
Lluc Ibanez	32	4	Antoine Perceval	33
	7			8
Dean MacDonald	3	3	Florian Venturi	60
	5			6
Enzo Coursimault	23	2	Ayrton Simmons	27
	3			4
Mark Kimber	47	1	Zak Fulk	49
	1			2

Pole Position

Clerk of the course Thomas Lainer:
Stewards (Chairman) Horst Seidel:

Scrutineer Paul Klaassen:
Timekeeping M. Wagner:

Rotax Euro Challenge
 Class: Juniors
 Date/Time: 04.04.2015 16:10

Track: Salbris / France
 Heat: Race 14 Qualifying Heat 6 B+C
 Laps: 6

Edition 1

		18	
	35		36
		17	
	33		34
		16	
	31		32
Kilian Meyer	45	15	Phil Doerr
	29		21
			30
David Rehme	77	14	Taymour Kermanshahchi
	27		83
			28
Charlie Andersen	61	13	Adrian Schimpf
	25		56
			26
Tim Mika Metz	66	12	Lukas Dunner
	23		72
			24
Alex Quinn	5	11	Hugo Andersson
	21		39
			22
Nazim Azman	82	10	Enzo Valente
	19		75
			20
Dikkie van der Wal	51	9	Quentin Dupuis
	17		84
			18
Andreas Estner	28	8	Jean Nomblot
	15		65
			16
Johnathan Hoggard	78	7	Adam Haikal
	13		80
			14
Joel Jern	42	6	Javier Gonzalez
	11		69
			12
Natael Cantin	79	5	Axel Charpentier
	9		31
			10
Tom Canning	44	4	Lluc Ibanez
	7		32
			8
Dzianis Slavinski	58	3	Dean MacDonald
	5		3
			6
Kiern Jewiss	20	2	Enzo Coursimault
	3		23
			4
Tom Gamble	54	1	Mark Kimber
	1		47
			2

Pole Position

Row

Clerk of the course Thomas Lainer:
 Stewards (Chairman) Horst Seidel:

Scrutineer Paul Klaassen:
 Timekeeping M. Wagner:

Rotax Euro Challenge
 Class: Juniors
 Date/Time: 04.04.2015 15:50

Track: Salbris / France
 Heat: Race 13 Qualifying Heat 5 A+D
 Laps: 6

Edition 1

	18	
35		36
	17	
33		34
	16	
31		32
Oscar Palomo Ortiz 99 Group A 1:03.951	15	Mateusz Pylka 67 Group D DNS
29		30
Oliver Rasmussen 62 Group A 1:03.689	14	Alejandro Schimpf 57 Group D 1:03.907
27		28
Kenzo Aerts 73 Group A 1:03.241	13	Cristian Davies 18 Group D 1:03.355
25		26
Daniel Louko 22 Group A 1:03.179	12	Jack Spinola 19 Group D 1:03.229
23		24
Manuel Sulaiman 76 Group A 1:03.020	11	Arthur Carbonnel 74 Group D 1:03.119
21		22
Adam Eteki 25 Group A 1:02.948	10	Ido Cohen 35 Group D 1:02.969
19		20
Zviedris Valters 59 Group A 1:02.915	9	Nicolas Schoell 16 Group D 1:02.944
17		18
Scott Symons 46 Group A 1:02.827	8	Lauri Leppa 81 Group D 1:02.876
15		16
Dimitrios Tsimpris 70 Group A 1:02.797	7	Louis Henkefend 63 Group D 1:02.824
13		14
Owen Byatt 68 Group A 1:02.716	6	Jakub Bezel 64 Group D 1:02.757
11		12
Oliver York 24 Group A 1:02.645	5	Olli Caldwell 71 Group D 1:02.684
9		10
Jordan Brown-Nutley 17 Group A 1:02.594	4	Antoine Perceval 33 Group D 1:02.616
7		8
Alain Delon Thompson 52 Group A 1:02.529	3	Florian Venturi 60 Group D 1:02.566
5		6
Fin Kenneally 34 Group A 1:02.468	2	Ayrton Simmons 27 Group D 1:02.493
3		4
Jack McCarthy 8 Group A 1:02.382	1	Zak Fulk 49 Group D 1:02.454
1	Row	2

Pole Position

Clerk of the course Thomas Lainer:
 Stewards (Chairman) Horst Seidel:

Scrutineer Paul Klaassen:
 Timekeeping M. Wagner:

Rotax Euro Challenge
 Class: Juniors
 Date/Time: 04.04.2015 13:20

Track: Salbris / France
 Heat: Race 7 Qualifying Heat 3 A+C
 Laps: 6

Edition 1

	18	
35		36
	17	
33		34
	16	
31		32
Oscar Palomo Ortiz 99 Group A 1:03.951	15	Phil Doerr 21 Group C 1:04.671
29		30
Oliver Rasmussen 62 Group A 1:03.689	14	Taymour Kermanshahchi 83 Group C 1:03.742
27		28
Kenzo Aerts 73 Group A 1:03.241	13	Adrian Schimpf 56 Group C 1:03.353
25		26
Daniel Louko 22 Group A 1:03.179	12	Lukas Dunner 72 Group C 1:03.224
23		24
Manuel Sulaiman 76 Group A 1:03.020	11	Hugo Andersson 39 Group C 1:03.083
21		22
Adam Eteki 25 Group A 1:02.948	10	Enzo Valente 75 Group C 1:02.964
19		20
Zviedris Valters 59 Group A 1:02.915	9	Quentin Dupuis 84 Group C 1:02.938
17		18
Scott Symons 46 Group A 1:02.827	8	Jean Nomblot 65 Group C 1:02.848
15		16
Dimitrios Tsimpris 70 Group A 1:02.797	7	Adam Haikal 80 Group C 1:02.821
13		14
Owen Byatt 68 Group A 1:02.716	6	Javier Gonzalez 69 Group C 1:02.718
11		12
Oliver York 24 Group A 1:02.645	5	Axel Charpentier 31 Group C 1:02.668
9		10
Jordan Brown-Nutley 17 Group A 1:02.594	4	Lluc Ibanez 32 Group C 1:02.613
7		8
Alain Delon Thompson 52 Group A 1:02.529	3	Dean MacDonald 3 Group C 1:02.552
5		6
Fin Kenneally 34 Group A 1:02.468	2	Enzo Coursimault 23 Group C 1:02.474
3		4
Jack McCarthy 8 Group A 1:02.382	1	Mark Kimber 47 Group C 1:02.442
1		2

Pole Position

Clerk of the course Thomas Lainer:
 Stewards (Chairman) Horst Seidel:

Scrutineer Paul Klaassen:
 Timekeeping M. Wagner:

Rotax Euro Challenge
 Class: Juniors
 Date/Time: 04.04.2015 13:40

Track: Salbris / France
 Heat: Race 8 Qualifying Heat 4 B+D
 Laps: 6

Edition 1

		18	
	35		36
		17	
	33		34
		16	
	31		32
Kilian Meyer	45	15	Mateusz Pylka
	29		67
			30
David Rehme	77	14	Alejandro Schimpf
	27		57
			28
Charlie Andersen	61	13	Cristian Davies
	25		18
			26
Tim Mika Metz	66	12	Jack Spinola
	23		19
			24
Alex Quinn	5	11	Arthur Carbonnel
	21		74
			22
Nazim Azman	82	10	Ido Cohen
	19		35
			20
Dikkie van der Wal	51	9	Nicolas Schoell
	17		16
			18
Andreas Estner	28	8	Lauri Leppa
	15		81
			16
Johnathan Hoggard	78	7	Louis Henkefend
	13		63
			14
Joel Jern	42	6	Jakub Bezel
	11		64
			12
Natael Cantin	79	5	Olli Caldwell
	9		71
			10
Tom Canning	44	4	Antoine Perceval
	7		33
			8
Dzianis Slavinski	58	3	Florian Venturi
	5		60
			6
Kiern Jewiss	20	2	Ayrton Simmons
	3		27
			4
Tom Gamble	54	1	Zak Fulk
	1		49
			2



Clerk of the course Thomas Lainer:
 Stewards (Chairman) Horst Seidel:

Scrutineer Paul Klaassen:
 Timekeeping M. Wagner:



Rotax Euro Challenge Salbris/France

Rotax Juniors

Salbris 1,477 Km

Warm up odd numbers

04.04.2015 09:00

Practice (5:00 Time) started at 9:00:00

Pos	No.	Name	Nat.	Chassis	Race Team	Laps	Best Tm	Diff	Gap	In Lap	km/h
1	49	Zak Fulk	GBR	Tonykart	Coles Racing	4	1:15.645			4	70,291
2	27	Ayrton Simmons	GBR	Tonykart	Coles Racing	4	1:15.869	0.224	0.224	4	70,084
3	71	Olli Caldwell	GBR	Tonykart	Coles Racing	4	1:16.104	0.459	0.235	2	69,868
4	5	Alex Quinn	GBR	CRG	CRG SPA	4	1:16.545	0.900	0.441	4	69,465
5	47	Mark Kimber	GBR	FA Kart	Dan Holland Racing	4	1:16.599	0.954	0.054	2	69,416
6	17	Jordan Brown-Nutley	GBR	Tonykart	CRM	4	1:16.700	1.055	0.101	3	69,325
7	31	Axel Charpentier	GBR	Tonykart	Strawberry Racing	4	1:16.760	1.115	0.060	4	69,270
8	35	Ido Cohen	ISR	CRG	CRG SPA	4	1:17.190	1.545	0.430	3	68,885
9	69	Javier Gonzalez	MEX	Kosmic	Paul Carr Racing	4	1:17.281	1.636	0.091	2	68,803
10	3	Dean MacDonald	GBR	Kosmic	Aim Motorsport	4	1:17.306	1.661	0.025	4	68,781
11	51	Dikkie van der Wal	NLD	Alonso	Team TKP	4	1:17.521	1.876	0.215	3	68,590
12	19	Jack Spinola	PRT	FA Kart	Dan Holland Racing	2	1:17.586	1.941	0.065	2	68,533
13	23	Enzo Coursimault	FRA	Kosmic/Sodik	PKS	4	1:17.758	2.113	0.172	4	68,381
14	75	Enzo Valente	FRA	Sodi	Kart Pro Racing KPR	3	1:17.802	2.157	0.044	2	68,343
15	63	Louis Henkefend	DEU	Alonso	Team TKP	4	1:17.925	2.280	0.123	4	68,235
16	33	Antoine Perceval	FRA	Tonykart	SG Drivers	4	1:17.941	2.296	0.016	4	68,221
17	77	David Rehme	SWE	CRG	CRG SPA	4	1:18.052	2.407	0.111	1	68,124
18	45	Kilian Meyer	ESP	CRG SPA	CRG SPA	4	1:18.085	2.440	0.033	4	68,095
19	25	Adam Eteki	FRA	Tonykart	SG Drivers	4	1:18.195	2.550	0.110	4	67,999
20	79	Natael Cantin	CAN	BirelART	BirelART/KMS	4	1:18.304	2.659	0.109	4	67,905
21	39	Hugo Andersson	SWE	Alonso	Dan Holland Racing	4	1:18.496	2.851	0.192	3	67,738
22	83	Taymour Kermanshahchi	UAE	Sodi	Sodikart Middle East	4	1:18.809	3.164	0.313	4	67,469
23	65	Jean Nombrot	FRA	Sodi	Kart Pro Racing KPR	4	1:19.036	3.391	0.227	4	67,276
24	81	Lauri Leppa	FIN	Tonykart	VRT	4	1:19.049	3.404	0.013	3	67,265
25	61	Charlie Andersen	SWE	Tonykart	Ward Racing	4	1:19.161	3.516	0.112	4	67,169
26	99	Oscar Palomo Ortiz	ESP	Birelart	Birelart	4	1:19.218	3.573	0.057	4	67,121
27	21	Phil Doerr	DEU	CRG	CRG SPA	4	1:19.321	3.676	0.103	4	67,034
28	57	Alejandro Schimpf	ESP	DR	VPDR/Gulfitoso	4	1:19.809	4.164	0.488	4	66,624
29	73	Kenzo Aerts	BEL	OTK	Daems Racing	3	1:19.825	4.180	0.016	2	66,611
30	59	Zviedris Valters	LVA	Tonykart	Jurmala/Papas Racing	4	1:20.609	4.964	0.784	3	65,963
31	67	Mateusz Pylka	POL	Kosmic	Jastrzebski Racing	4	1:20.884	5.239	0.275	4	65,739



Rotax Euro Challenge Salbris/France

Rotax Juniors

Salbris 1,477 Km

Warm up odd numbers

04.04.2015 09:00

Practice (5:00 Time) started at 9:00:00

Lap	Time of Day	Lap Tm	Diff	S1 Tm	S2 Tm	S3 Tm	Lap	Time of Day	Lap Tm	Diff	S1 Tm	S2 Tm	S3 Tm
2	9:03:22.289	1:19.427	+0.391	27.315	23.591	28.521							
3	9:04:41.423	1:19.134	+0.098	26.948	23.633	28.553							
4	9:06:00.459	1:19.036		26.927	23.613	28.496							
(81) Lauri Leppa													
1	9:02:02.628	1:21.519	+2.470	28.754	23.930	28.835							
2	9:03:23.257	1:20.629	+1.580	27.888	24.049	28.692							
3	9:04:42.306	1:19.049		26.998	23.617	28.434							
4	9:06:02.488	1:20.182	+1.133	27.702	24.023	28.457							
(61) Charlie Andersen													
1	9:02:08.214	1:21.841	+2.680	28.367	24.614	28.860							
2	9:03:27.572	1:19.358	+0.197	27.458	23.448	28.452							
3	9:04:51.550	1:23.978	+4.817	29.909	25.715	28.354							
4	9:06:10.711	1:19.161		27.320	23.373	28.468							
(99) Oscar Palomo Ortiz													
1	9:02:07.156	1:21.784	+2.566	28.514	24.220	29.050							
2	9:03:28.677	1:21.521	+2.303	28.552	24.257	28.712							
3	9:04:49.146	1:20.469	+1.251	27.639	23.983	28.847							
4	9:06:08.364	1:19.218		27.651	23.614	27.953							
(21) Phil Doerr													
1	9:02:05.168	1:21.692	+2.371	28.393	24.220	29.079							
2	9:03:25.671	1:20.503	+1.182	27.016	24.005	29.482							
3	9:04:45.841	1:20.170	+0.849	27.735	24.003	28.432							
4	9:06:05.162	1:19.321		27.685	23.552	28.084							
(57) Alejandro Schimpf													
1	9:02:11.259	1:23.012	+3.203	28.990	24.637	29.385							
2	9:03:31.787	1:20.528	+0.719	27.777	23.995	28.756							
3	9:04:52.305	1:20.518	+0.709	27.437	24.236	28.845							
4	9:06:12.114	1:19.809		27.558	23.705	28.546							
(73) Kenzo Aerts													
1	9:02:01.516	1:21.753	+1.928	28.519	23.978	29.256							
2	9:03:21.341	1:19.825		27.706	23.662	28.457							
3	9:04:41.174	1:19.833	+0.008	27.462	23.679	28.692							
(59) Zviedris Valters													
1	9:02:05.867	1:23.272	+2.663	28.583	24.084	30.605							
2	9:03:27.930	1:22.063	+1.454	28.307	24.240	29.516							
3	9:04:48.539	1:20.609		27.953	23.737	28.919							
4	9:06:09.417	1:20.878	+0.269	27.893	24.214	28.771							
(67) Mateusz Pyłka													
1	9:02:02.293	1:24.280	+3.396	29.100	25.562	29.618							
2	9:03:24.794	1:22.501	+1.617	28.379	24.922	29.200							
3	9:04:45.759	1:20.965	+0.081	28.024	24.316	28.625							
4	9:06:06.643	1:20.884		28.213	23.663	29.008							



Rotax Euro Challenge Salbris/France

Rotax Juniors

Salbris 1,477 Km

Warm up even numbers

04.04.2015 09:10

Practice (5:00 Time) started at 9:10:01

Pos	No.	Name	Nat.	Chassis	Race Team	Laps	Best Tm	Diff	Gap	In Lap	km/h
1	54	Tom Gamble	GBR	FA Kart	Dan Holland Racing	4	1:15.946			2	70,013
2	24	Oliver York	GBR	Kosmic	Aim Motorsport	4	1:16.543	0.597	0.597	3	69,467
3	78	Johnathan Hoggard	GBR	Tonykart	KR Sport	4	1:16.787	0.841	0.244	3	69,246
4	44	Tom Canning	GBR	FA Kart	Dan Holland Racing	4	1:16.800	0.854	0.013	4	69,234
5	20	Kiern Jewiss	GBR	Tonykart	Strawberry Racing	4	1:17.236	1.290	0.436	4	68,844
6	8	Jack McCarthy	GBR	Tonykart	Strawberry Racing	4	1:17.421	1.475	0.185	3	68,679
7	52	Alain Delon Thompson	ZAF	BirelART	BirelART/KMS	4	1:17.538	1.592	0.117	4	68,575
8	34	Fin Kenneally	GBR	Kosmic	Aim Motorsport	4	1:17.615	1.669	0.077	4	68,507
9	58	Dzianis Slavinski	BLR	Tonykart	M Racing	3	1:17.709	1.763	0.094	3	68,425
10	76	Manuel Sulaiman	MEX	Tonykart	KR Sport	4	1:17.783	1.837	0.074	4	68,359
11	46	Scott Symons	GBR	Tonykart	KR Sport	4	1:17.908	1.962	0.125	4	68,250
12	84	Quentin Dupuis	FRA	Birel	MGT	4	1:17.920	1.974	0.012	4	68,239
13	68	Owen Byatt	GBR	Kosmic	Aim Motorsport	4	1:18.403	2.457	0.483	4	67,819
14	74	Arthur Carbonnel	FRA	Birelart	Universal Drivers	4	1:18.441	2.495	0.038	3	67,786
15	42	Joel Jern	SWE	Gillard	PDB Racing Team	4	1:18.576	2.630	0.135	4	67,670
16	32	Lluc Ibanez	ESP	Kosmic	Binakart	4	1:18.656	2.710	0.080	3	67,601
17	22	Daniel Louko	FIN	Tonykart	Paul Carr Racing	4	1:18.755	2.809	0.099	4	67,516
18	80	Adam Haikal	MYS	Kosmic	Aim Motorsport	4	1:18.769	2.823	0.014	4	67,504
19	70	Dimitrios Tsimpris	GRC	Tonykart	Prt Motorsport	4	1:18.905	2.959	0.136	4	67,387
20	16	Nicolas Schoell	AUT	Tonykart	Speedworld Academy	4	1:18.918	2.972	0.013	2	67,376
21	62	Oliver Rasmussen	FRA	Birel	MRT Mich Racing Team	4	1:18.988	3.042	0.070	3	67,317
22	82	Nazim Azman	MYS	Kosmic	Aim Motorsport	4	1:18.990	3.044	0.002	4	67,315
23	28	Andreas Estner	DEU	Tonykart	RS Competition	4	1:19.032	3.086	0.042	4	67,279
24	60	Florian Venturi	FRA	FA Kart	DSS	3	1:19.226	3.280	0.194	2	67,114
25	66	Tim Mika Metz	DEU	CRG	CRG SPA	3	1:19.370	3.424	0.144	2	66,993
26	72	Lukas Dunner	AUT	Tonykart	Speedworld Academy	4	1:19.503	3.557	0.133	3	66,880
27	64	Jakub Bezel	CZE	MSKart	Bezel Petr	4	1:19.868	3.922	0.365	4	66,575
28	18	Cristian Davies	ESP	Kosmic	Binakart	3	1:19.934	3.988	0.066	3	66,520
29	56	Adrian Schimpf	ESP	DR	VPDR/Gulfitoso	3	1:22.105	6.159	2.171	3	64,761





Rotax Euro Challenge Salbris/France

Rotax Juniors

Salbris 1,477 Km

Warm up even numbers

04.04.2015 09:10

Practice (5:00 Time) started at 9:10:01

Lap	Time of Day	Lap Tm	Diff	S1 Tm	S2 Tm	S3 Tm	Lap	Time of Day	Lap Tm	Diff	S1 Tm	S2 Tm	S3 Tm
(28) Andreas Estner													
1	9:12:12.077	1:21.807	+2.775	28.778	24.135	28.894							
2	9:13:31.653	1:19.576	+0.544	27.585	23.692	28.299							
3	9:14:51.347	1:19.694	+0.662	27.158	23.992	28.544							
4	9:16:10.379	1:19.032		27.411	23.723	27.898							
(60) Florian Venturi													
1	9:13:27.376	1:20.783	+1.557	27.365	24.673	28.745							
2	9:14:46.602	1:19.226		27.492	23.997	27.737							
3	9:16:06.020	1:19.418	+0.192	27.299	24.345	27.774							
(66) Tim Mika Metz													
1	9:12:11.503	1:23.529	+4.159	30.042	24.988	28.499							
2	9:13:30.873	1:19.370		27.476	23.672	28.222							
3	9:14:50.754	1:19.881	+0.511	27.265	24.205	28.411							
(72) Lukas Dunner													
1	9:12:14.183	1:23.489	+3.986	29.724	24.826	28.939							
2	9:13:35.953	1:21.770	+2.267	29.228	24.011	28.531							
3	9:14:55.456	1:19.503		27.511	23.727	28.265							
4	9:16:15.635	1:20.179	+0.676	27.589	23.828	28.762							
(64) Jakub Bezel													
1	9:12:09.424	1:22.065	+2.197	29.149	24.465	28.451							
2	9:13:30.100	1:20.676	+0.808	28.157	23.875	28.644							
3	9:14:49.991	1:19.891	+0.023	27.493	24.145	28.253							
4	9:16:09.859	1:19.868		28.104	23.826	27.938							
(18) Cristian Davies													
1	9:12:35.946	1:22.629	+2.695	29.091	24.502	29.036							
2	9:13:56.483	1:20.537	+0.603	27.667	24.106	28.764							
3	9:15:16.417	1:19.934		27.484	23.770	28.680							
(56) Adrian Schimpf													
1	9:12:16.701	1:27.962	+5.857	32.769	25.550	29.643							
2	9:15:02.481	2:45.780	+1:23.675	35.331	27.839	1:42.610							
3	9:16:24.586	1:22.105		28.551	24.293	29.261							



Rotax Euro Challenge Salbris/France

Rotax Juniors

Salbris 1,477 Km

RACE 1 Qualifying Heat 1 A-B

-NEW-

04.04.2015 10:10

Race (6 Laps) started at 10:13:32


Pos	No.	Name	Nat.	Chassis	Race Team	Laps	Total Tm	Diff	Best Tm	In Lap	km/h	Points
1	8	Jack McCarthy	GBR	Tonykart	Strawberry Racing	6	7:45.005		1:16.864	4	69,177	0
2	34	Fin Kenneally	GBR	Kosmic	Aim Motorsport	6	7:45.234	0.229	1:16.990	5	69,064	2
3	54	Tom Gamble	GBR	FA Kart	Dan Holland Racing	6	7:46.528	1.523	1:16.261	5	69,724	3
4	20	Kiern Jewiss	GBR	Tonykart	Strawberry Racing	6	7:47.693	2.688	1:16.478	5	69,526	4
5	24	Oliver York	GBR	Kosmic	Aim Motorsport	6	7:50.832	5.827	1:16.825	6	69,212	5
6	46	Scott Symons	GBR	Tonykart	KR Sport	6	7:51.798	6.793	1:17.130	6	68,938	6
7	5	Alex Quinn	GBR	CRG	CRG SPA	6	7:52.296	7.291	1:17.190	6	68,885	7
8	52	Alain Delon Thompson	ZAF	BirelART	BirelART/KMS	6	7:53.321	8.316	1:18.123	6	68,062	8
9	17	Jordan Brown-Nutley	GBR	Tonykart	CRM	6	7:53.749	8.744	1:17.493	5	68,615	9
10	25	Adam Eteki	FRA	Tonykart	SG Drivers	6	7:57.172	12.167	1:18.228	5	67,971	10
11	45	Kilian Meyer	ESP	CRG SPA	CRG SPA	6	7:57.345	12.340	1:18.007	5	68,163	11
12	42	Joel Jern	SWE	Gillard	PDB Racing Team	6	7:57.618	12.613	1:17.883	6	68,272	12
13	51	Dikkie van der Wal	NLD	Alonso	Team TKP	6	7:59.334	14.329	1:17.486	6	68,621	13
14	44	Tom Canning	GBR	FA Kart	Dan Holland Racing	6	8:00.919	15.914	1:17.491	4	68,617	14
15	77	David Rehme	SWE	CRG	CRG SPA	6	8:01.295	16.290	1:18.822	4	67,458	15
16	28	Andreas Estner	DEU	Tonykart	RS Competition	6	8:01.943	16.938	1:18.903	4	67,389	16
17	82	Nazim Azman	MYS	Kosmic	Aim Motorsport	6	8:03.220	18.215	1:18.519	6	67,719	17
18	68	Owen Byatt	GBR	Kosmic	Aim Motorsport	6	8:03.925	18.920	1:17.434	5	68,668	18
19	58	Dzianis Slavinski	BLR	Tonykart	M Racing	6	8:04.446	19.441	1:17.534	6	68,579	19
20	73	Kenzo Aerts	BEL	OTK	Daems Racing	6	8:06.442	21.437	1:18.922	4	67,373	20
21	61	Charlie Andersen	SWE	Tonykart	Ward Racing	6	8:06.482	21.477	1:18.247	4	67,954	21
22	22	Daniel Louko	FIN	Tonykart	Paul Carr Racing	6	8:06.637	21.632	1:18.208	6	67,988	22
23	66	Tim Mika Metz	DEU	CRG	CRG SPA	6	8:07.225	22.220	1:18.626	4	67,626	23
24	59	Zviedris Valters	LVA	Tonykart	Jurmala/Papas Racing	6	8:08.178	23.173	1:19.357	4	67,004	24
25	78	Johnathan Hoggard	GBR	Tonykart	KR Sport	6	8:09.657	24.652	1:17.556	4	68,559	25
26	76	Manuel Sulaiman	MEX	Tonykart	KR Sport	6	8:11.745	26.740	1:18.209	5	67,987	26
27	62	Oliver Rasmussen	FRA	Birel	MRT Mich Racing Team	6	8:12.362	27.357	1:19.633	6	66,771	27
28	79	Natael Cantin	CAN	BirelART	BirelART/KMS	6	8:32.678	47.673	1:17.865	5	68,287	28
29	99	Oscar Palomo Ortiz	ESP	Birelart	Birelart	3	4:17.361	3 Laps	1:20.583	2	65,984	29
30	70	Dimitrios Tsimpris	GRC	Tonykart	Prt Motorsport		0.513	6 Laps		0	-	30

Announcements

These results are provisional until the conclusion of any judicial and technical matters!
 No. 76 + 68 + 78 time penalty 10 sec. / unfair driving

Margin of Victory	Ø km/h	Best Lap Tm	km/h	Best Lap by
0.229	68,608	1:16.261	69,724	54 - Tom Gamble

Official Timing www.rgmmc.com Orbits

Timekeeping M. Wagner:  Clerk of the course Thomas Lainer: www.mylaps.com
 Steward Horst Seidel: Chief Scrutineer Paul Klaassen: Licensed to: Motorsport Events
 Printed: 04.04.2015 11:20:52 posted at: h



Rotax Euro Challenge Salbris/France

Rotax Juniors

Salbris 1,477 Km

RACE 1 Qualifying Heat 1 A-B

04.04.2015 10:10

Race (6 Laps) started at 10:13:32

Lap	Time of Day	Lap Tm	Diff	S1 Tm	S2 Tm	S3 Tm	Lap	Time of Day	Lap Tm	Diff	S1 Tm	S2 Tm	S3 Tm
3	10:17:36.305	1:18.933	+0.111	27.197	23.493	28.243	5	10:20:21.014	1:20.624	+1.998	27.315	25.089	28.220
4	10:18:55.127	1:18.822		27.174	23.381	28.267	6	10:21:39.767	1:18.753	+0.127	27.020	23.645	28.088
5	10:20:14.009	1:18.882	+0.060	27.141	23.642	28.099							
6	10:21:33.837	1:19.828	+1.006	27.771	23.586	28.471							
(76) Manuel Sulaiman							(59) Zviedrīs Valters						
1	10:14:58.596	1:25.013	+6.804	31.538	24.465	29.010	1	10:15:00.677	1:27.478	+8.121	33.683	24.084	29.711
2	10:16:18.729	1:20.133	+1.924	27.441	24.284	28.408	2	10:16:22.092	1:21.415	+2.058	28.012	24.097	29.306
3	10:17:38.854	1:20.125	+1.916	27.698	23.635	28.792	3	10:17:42.583	1:20.491	+1.134	27.296	24.436	28.759
4	10:18:57.571	1:18.717	+0.508	26.935	23.813	27.969	4	10:19:01.940	1:19.357		27.472	23.497	28.388
5	10:20:15.780	1:18.209		26.985	23.169	28.055	5	10:20:21.317	1:19.377	+0.020	27.248	23.733	28.396
6	10:21:34.287	1:18.507	+0.298	26.885	23.438	28.184	6	10:21:40.720	1:19.403	+0.046	27.408	23.626	28.369
(28) Andreas Estner							(62) Oliver Rasmussen						
1	10:14:56.937	1:23.750	+4.847	30.890	24.021	28.839	1	10:15:03.494	1:28.837	+9.204	30.359	29.583	28.895
2	10:16:16.815	1:19.878	+0.975	28.491	23.445	27.942	2	10:16:24.025	1:20.531	+0.898	27.314	23.934	29.283
3	10:17:36.437	1:19.622	+0.719	27.584	23.870	28.168	3	10:17:44.689	1:20.664	+1.031	27.624	24.149	28.891
4	10:18:55.340	1:18.903		27.355	23.629	27.919	4	10:19:05.279	1:20.590	+0.957	27.792	24.247	28.551
5	10:20:15.198	1:19.858	+0.955	27.040	23.867	28.951	5	10:20:25.271	1:19.992	+0.359	27.671	23.946	28.375
6	10:21:34.485	1:19.287	+0.384	27.050	24.085	28.152	6	10:21:44.904	1:19.633		27.129	23.833	28.671
(82) Nazim Azman							(79) Natael Cantin						
1	10:15:00.590	1:27.162	+8.643	34.748	23.626	28.788	1	10:14:57.744	1:24.893	+7.028	31.380	24.500	29.013
2	10:16:20.180	1:19.590	+1.071	27.531	23.386	28.673	2	10:16:17.872	1:20.128	+2.263	28.099	24.091	27.938
3	10:17:40.006	1:19.826	+1.307	27.849	23.769	28.208	3	10:18:11.082	1:53.210	+35.345	28.402	56.836	27.972
4	10:18:58.654	1:18.648	+0.129	26.906	23.385	28.357	4	10:19:29.269	1:18.187	+0.322	27.362	23.263	27.562
5	10:20:17.243	1:18.589	+0.070	27.055	23.379	28.155	5	10:20:47.134	1:17.865		27.307	22.827	27.731
6	10:21:35.762	1:18.519		27.132	23.257	28.130	6	10:22:05.220	1:18.086	+0.221	27.125	23.040	27.921
(58) Dzianis Slavinski							(99) Oscar Palomo Ortiz						
1	10:14:54.330	1:21.636	+4.102	29.530	23.908	28.198	1	10:14:59.441	1:24.732	+4.149	30.965	24.880	28.887
2	10:16:14.034	1:19.704	+2.170	27.271	24.104	28.329	2	10:16:20.024	1:20.583		27.874	24.029	28.680
3	10:17:32.401	1:18.367	+0.833	26.727	23.116	28.524	3	10:17:49.903	1:29.879	+9.296	28.770	32.343	28.766
4	10:18:59.599	1:27.198	+9.664	35.194	23.710	28.294							
5	10:20:19.454	1:19.855	+2.321	27.691	24.264	27.900							
6	10:21:36.988	1:17.534		26.855	22.935	27.744							
(73) Kenzo Aerts							(61) Charlie Andersen						
1	10:14:58.308	1:24.138	+5.216	30.299	25.023	28.816	1	10:14:58.842	1:24.760	+6.513	31.133	24.679	28.948
2	10:16:17.829	1:19.521	+0.599	27.303	23.967	28.251	2	10:16:20.804	1:21.962	+3.715	27.475	26.035	28.452
3	10:17:40.538	1:22.709	+3.787	30.888	23.686	28.135	3	10:17:42.364	1:21.560	+3.313	28.391	24.922	28.247
4	10:18:59.460	1:18.922		27.095	23.416	28.411	4	10:19:00.611	1:18.247		27.122	23.141	27.984
5	10:20:19.848	1:20.388	+1.466	27.767	24.106	28.515	5	10:20:20.079	1:19.468	+1.221	27.193	24.326	27.949
6	10:21:38.984	1:19.136	+0.214	26.870	23.875	28.391	6	10:21:39.024	1:18.945	+0.698	27.042	23.618	28.285
(22) Daniel Louko							(66) Tim Mika Metz						
1	10:15:02.612	1:28.712	+10.504	30.718	23.846	34.148	1	10:15:01.007	1:27.271	+8.645	33.237	25.455	28.579
2	10:16:21.704	1:19.092	+0.884	27.019	23.444	28.629	2	10:16:21.012	1:20.005	+1.379	27.754	23.757	28.494
3	10:17:41.633	1:19.929	+1.721	27.370	24.209	28.350	3	10:17:41.764	1:20.752	+2.126	27.975	24.577	28.200
4	10:18:59.926	1:18.293	+0.085	26.700	23.363	28.230	4	10:19:00.390	1:18.626		27.118	23.287	28.221
5	10:20:20.971	1:21.045	+2.837	27.701	24.959	28.385							
6	10:21:39.179	1:18.208		27.116	23.307	27.785							



Rotax Euro Challenge Salbris/France

Rotax Juniors

Salbris 1,477 Km

RACE 2 Qualifying Heat 2 C-D

-NEW-

04.04.2015 10:30

Race (6 Laps) started at 10:33:17

Pos	No.	Name	Nat.	Chassis	Race Team	Laps	Total Tm	Diff	Best Tm	In Lap	km/h	Points
1	3	Dean MacDonald	GBR	Kosmic	Aim Motorsport	6	7:45.295		1:17.074	6	68,988	0
2	31	Axel Charpentier	GBR	Tonykart	Strawberry Racing	6	7:45.882	0.587	1:17.145	4	68,925	2
3	47	Mark Kimber	GBR	FA Kart	Dan Holland Racing	6	7:48.128	2.833	1:17.467	6	68,638	3
4	49	Zak Fulk	GBR	Tonykart	Coles Racing	6	7:48.751	3.456	1:17.117	6	68,950	4
5	69	Javier Gonzalez	MEX	Kosmic	Paul Carr Racing	6	7:50.590	5.295	1:17.356	5	68,737	5
6	60	Florian Venturi	FRA	FA Kart	DSS	6	7:51.745	6.450	1:17.627	6	68,497	6
7	71	Olli Caldwell	GBR	Tonykart	Coles Racing	6	7:52.277	6.982	1:17.621	4	68,502	7
8	32	Lluc Ibanez	ESP	Kosmic	Binakart	6	7:52.643	7.348	1:17.552	6	68,563	8
9	63	Louis Henkefend	DEU	Alonso	Team TKP	6	7:53.922	8.627	1:18.057	5	68,119	9
10	64	Jakub Bezel	CZE	MSKart	Bezel Petr	6	7:55.070	9.775	1:18.153	5	68,036	10
11	23	Enzo Coursimault	FRA	Kosmic/Sodika	PKS	6	7:58.481	13.186	1:18.843	5	67,440	11
12	35	Ido Cohen	ISR	CRG	CRG SPA	6	7:58.755	13.460	1:18.224	6	67,974	12
13	33	Antoine Perceval	FRA	Tonykart	SG Drivers	6	8:01.283	15.988	1:18.686	4	67,575	13
14	39	Hugo Andersson	SWE	Alonso	Dan Holland Racing	6	8:01.755	16.460	1:18.430	4	67,795	14
15	74	Arthur Carbonnel	FRA	Birelart	Universal Drivers	6	8:03.431	18.136	1:18.771	4	67,502	15
16	84	Quentin Dupuis	FRA	Birel	MGT	6	8:03.754	18.459	1:19.111	5	67,212	16
17	80	Adam Haikal	MYS	Kosmic	Aim Motorsport	6	8:04.626	19.331	1:18.795	5	67,481	17
18	18	Cristian Davies	ESP	Kosmic	Binakart	6	8:04.964	19.669	1:18.540	6	67,701	18
19	75	Enzo Valente	FRA	Sodi	Kart Pro Racing KPR	6	8:05.340	20.045	1:17.917	6	68,242	19
20	83	Taymour Kermanshahchi	UAE	Sodi	Sodikart Middle East	6	8:05.998	20.703	1:18.535	5	67,705	20
21	65	Jean Nombrot	FRA	Sodi	Kart Pro Racing KPR	6	8:06.116	20.821	1:17.933	5	68,228	21
22	81	Lauri Leppa	FIN	Tonykart	VRT	6	8:06.222	20.927	1:18.628	6	67,625	22
23	72	Lukas Dunner	AUT	Tonykart	Speedworld Academy	6	8:06.780	21.485	1:19.088	6	67,231	23
24	56	Adrian Schimpf	ESP	DR	VPDR/Gulfitoso	6	8:09.671	24.376	1:19.771	5	66,656	24
25	21	Phil Doerr	DEU	CRG	CRG SPA	6	8:10.115	24.820	1:19.644	5	66,762	25
26	67	Mateusz Pylka	POL	Kosmic	Jastrzebski Racing	6	8:10.807	25.512	1:18.831	5	67,451	26
27	57	Alejandro Schimpf	ESP	DR	VPDR/Gulfitoso	6	8:11.321	26.026	1:19.611	5	66,790	27
28	16	Nicolas Schoell	AUT	Tonykart	Speedworld Academy	6	8:11.511	26.216	1:18.792	2	67,484	28
29	19	Jack Spinola	PRT	FA Kart	Dan Holland Racing	6	8:17.281	31.986	1:18.686	3	67,575	29
30	27	Ayrton Simmons	GBR	Tonykart	Coles Racing	4	8:26.333	2 Laps	1:18.217	4	67,980	30

Announcements

These results are provisional until the conclusion of any judicial and technical matters!
No. 75 time penalty 10 sec. / unfair driving

Margin of Victory	Ø km/h	Best Lap Tm	km/h	Best Lap by
0.587	68,566	1:17.074	68,988	3 - Dean MacDonald

Official Timing www.rgmmc.com

Orbits

Timekeeping M. Wagner:

Clerk of the course Thomas Lainer:

www.mylaps.com

Steward Horst Seidel:

Chief Scrutineer Paul Klaassen:

Licensed to: Motorsport Events

Printed: 04.04.2015 11:23:03

posted at:

h



Rotax Euro Challenge Salbris/France

Rotax Juniors

Salbris 1,477 Km

RACE 7 Qualifying Heat 3 A-C

-NEW 2-

04.04.2015 13:20

Race (6 Laps) started at 13:23:19

Pos	No.	Name	Nat.	Chassis	Race Team	Laps	Total Tm	Diff	Best Tm	In Lap	km/h	Points
1	8	Jack McCarthy	GBR	Tonykart	Strawberry Racing	6	7:52.158		1:18.351	4	67,864	0
2	24	Oliver York	GBR	Kosmic	Aim Motorsport	6	7:53.877	1.719	1:18.434	5	67,792	2
3	69	Javier Gonzalez	MEX	Kosmic	Paul Carr Racing	6	7:56.140	3.982	1:18.576	6	67,670	3
4	17	Jordan Brown-Nutley	GBR	Tonykart	CRM	6	7:57.226	5.068	1:18.490	6	67,744	4
5	75	Enzo Valente	FRA	Sodi	Kart Pro Racing KPR	6	7:59.189	7.031	1:18.962	4	67,339	5
6	65	Jean Nombrot	FRA	Sodi	Kart Pro Racing KPR	6	8:00.397	8.239	1:19.027	4	67,283	6
7	23	Enzo Coursimault	FRA	Kosmic/Sodika	PKS	6	8:00.490	8.332	1:19.331	5	67,026	7
8	68	Owen Byatt	GBR	Kosmic	Aim Motorsport	6	8:01.229	9.071	1:19.124	6	67,201	8
9	34	Fin Kenneally	GBR	Kosmic	Aim Motorsport	6	8:02.395	10.237	1:18.395	6	67,826	9
10	39	Hugo Andersson	SWE	Alonso	Dan Holland Racing	6	8:02.994	10.836	1:19.192	3	67,143	10
11	76	Manuel Sulaiman	MEX	Tonykart	KR Sport	6	8:04.670	12.512	1:19.574	4	66,821	11
12	32	Lluc Ibanez	ESP	Kosmic	Binakart	6	8:07.130	14.972	1:19.290	3	67,060	12
13	25	Adam Eteki	FRA	Tonykart	SG Drivers	6	8:07.989	15.831	1:19.835	5	66,602	13
14	80	Adam Haikal	MYS	Kosmic	Aim Motorsport	6	8:08.120	15.962	1:19.748	5	66,675	14
15	84	Quentin Dupuis	FRA	Birel	MGT	6	8:08.706	16.548	1:20.270	5	66,241	15
16	73	Kenzo Aerts	BEL	OTK	Daems Racing	6	8:09.481	17.323	1:19.643	5	66,763	16
17	46	Scott Symons	GBR	Tonykart	KR Sport	6	8:09.814	17.656	1:19.521	6	66,865	17
18	62	Oliver Rasmussen	FRA	Birel	MRT Mich Racing Team	6	8:11.968	19.810	1:20.173	5	66,322	18
19	47	Mark Kimber	GBR	FA Kart	Dan Holland Racing	6	8:12.220	20.062	1:19.039	5	67,273	19
20	21	Phil Doerr	DEU	CRG	CRG SPA	6	8:13.105	20.947	1:20.075	5	66,403	20
21	83	Taymour Kermanshahchi	UAE	Sodi	Sodikart Middle East	6	8:13.473	21.315	1:19.302	5	67,050	21
22	70	Dimitrios Tsimpris	GRC	Tonykart	Prt Motorsport	6	8:13.623	21.465	1:20.281	5	66,232	22
23	52	Alain Delon Thompson	ZAF	BirelART	BirelART/KMS	6	8:16.105	23.947	1:19.914	5	66,537	23
24	72	Lukas Dunner	AUT	Tonykart	Speedworld Academy	6	8:17.254	25.096	1:19.961	4	66,497	24
25	31	Axel Charpentier	GBR	Tonykart	Strawberry Racing	6	8:21.922	29.764	1:19.313	5	67,041	25
26	99	Oscar Palomo Ortiz	ESP	Birelart	Birelart	6	8:22.513	30.355	1:20.837	5	65,777	26
27	3	Dean MacDonald	GBR	Kosmic	Aim Motorsport	6	8:22.525	30.367	1:18.137	5	68,050	27
28	59	Zviedris Valters	LVA	Tonykart	Jurmala/Papas Racing	6	8:24.356	32.198	1:20.953	6	65,683	28
29	22	Daniel Louko	FIN	Tonykart	Paul Carr Racing		7.577	6 Laps		0	-	29

Not classified

EXC	56	Adrian Schimpf	ESP	DR	VPDR/Gulfitoso	6	8:15.518	EXC	1:20.193	5	66,305	32
-----	----	----------------	-----	----	----------------	---	----------	-----	----------	---	--------	----

Announcements

These results are provisional until the conclusion of any judicial and technical matters!

No. 56 black flag / regaining start position after getting mechanical help

No. 59 warning board / time penalty 5 sec

No 56 exclusion from competition / ignoring black flag

Margin of Victory	Ø km/h	Best Lap Tm	km/h	Best Lap by
1.719	67,569	1:18.137	68,050	3 - Dean MacDonald

Official Timing www.rgmmc.com

Orbits

Timekeeping M. Wagner:

Clerk of the course Thomas Lainer:

www.mylaps.com

Steward Horst Seidel:

Chief Scrutineer Paul Klaassen:

Licensed to: Motorsport Events

Printed: 04.04.2015 14:27:59

posted at:

h



Rotax Euro Challenge Salbris/France

Rotax Juniors

Salbris 1,477 Km

RACE 8 Qualifying Heat 4 B-D

-NEW 3-

04.04.2015 13:40

Race (6 Laps) started at 13:43:26

Pos	No.	Name	Nat.	Chassis	Race Team	Laps	Total Tm	Diff	Best Tm	In Lap	km/h	Points
1	54	Tom Gamble	GBR	FA Kart	Dan Holland Racing	6	7:50.172		1:17.862	4	68,290	0
2	60	Florian Venturi	FRA	FA Kart	DSS	6	7:51.779	1.607	1:18.384	5	67,835	2
3	78	Johnathan Hoggard	GBR	Tonykart	KR Sport	6	7:54.948	4.776	1:18.515	6	67,722	3
4	58	Dzianis Slavinski	BLR	Tonykart	M Racing	6	7:56.765	6.593	1:19.091	3	67,229	4
5	44	Tom Canning	GBR	FA Kart	Dan Holland Racing	6	7:57.032	6.860	1:18.913	4	67,381	5
6	51	Dikkie van der Wal	NLD	Alonso	Team TKP	6	7:58.143	7.971	1:18.713	4	67,552	6
7	5	Alex Quinn	GBR	CRG	CRG SPA	6	7:58.383	8.211	1:18.645	6	67,610	7
8	79	Natael Cantin	CAN	BirelART	BirelART/KMS	6	7:59.802	9.630	1:19.039	4	67,273	8
9	20	Kiern Jewiss	GBR	Tonykart	Strawberry Racing	6	8:00.829	10.657	1:18.582	6	67,664	9
10	63	Louis Henkefend	DEU	Alonso	Team TKP	6	8:02.187	12.015	1:19.602	3	66,797	10
11	64	Jakub Bezel	CZE	MSKart	Bezel Petr	6	8:02.618	12.446	1:19.107	4	67,215	11
12	27	Ayrton Simmons	GBR	Tonykart	Coles Racing	6	8:02.812	12.640	1:18.783	2	67,492	12
13	74	Arthur Carbonnel	FRA	Birelart	Universal Drivers	6	8:04.188	14.016	1:19.511	4	66,874	13
14	35	Ido Cohen	ISR	CRG	CRG SPA	6	8:04.800	14.628	1:19.003	5	67,304	14
15	49	Zak Fulk	GBR	Tonykart	Coles Racing	6	8:04.959	14.787	1:18.486	6	67,747	15
16	66	Tim Mika Metz	DEU	CRG	CRG SPA	6	8:06.507	16.335	1:19.273	5	67,075	16
17	16	Nicolas Schoell	AUT	Tonykart	Speedworld Academy	6	8:06.654	16.482	1:19.159	5	67,171	17
18	19	Jack Spinola	PRT	FA Kart	Dan Holland Racing	6	8:07.576	17.404	1:19.366	5	66,996	18
19	18	Cristian Davies	ESP	Kosmic	Binakart	6	8:08.392	18.220	1:19.258	5	67,087	19
20	71	Olli Caldwell	GBR	Tonykart	Coles Racing	6	8:08.755	18.583	1:19.191	6	67,144	20
21	28	Andreas Estner	DEU	Tonykart	RS Competition	6	8:10.161	19.989	1:19.716	4	66,702	21
22	67	Mateusz Pylka	POL	Kosmic	Jastrzebski Racing	6	8:10.642	20.470	1:19.250	6	67,094	22
23	42	Joel Jern	SWE	Gillard	PDB Racing Team	6	8:12.339	22.167	1:19.417	4	66,953	23
24	33	Antoine Perceval	FRA	Tonykart	SG Drivers	6	8:12.495	22.323	1:19.244	2	67,099	24
25	81	Lauri Leppa	FIN	Tonykart	VRT	6	8:13.022	22.850	1:19.431	3	66,941	25
26	57	Alejandro Schimpf	ESP	DR	VPDR/Gulfitoso	6	8:20.859	30.687	1:20.398	3	66,136	26
27	77	David Rehme	SWE	CRG	CRG SPA	6	8:41.778	51.606	1:19.800	3	66,632	27
28	61	Charlie Andersen	SWE	Tonykart	Ward Racing	6	8:48.324	58.152	1:19.667	6	66,743	28
29	82	Nazim Azman	MYS	Kosmic	Aim Motorsport	1	1:24.094	5 Laps	1:22.823	1	64,200	29
30	45	Kilian Meyer	ESP	CRG SPA	CRG SPA		2.542	6 Laps		0	-	30

Announcements

These results are provisional until the conclusion of any judicial and technical matters!

No. 27 + 67 warning board / time penalty 5 sec

No. 81 + 33 time penalty 10 sec. / unfair driving

No. 49 warning board / time penalty 5 sec

Margin of Victory	Ø km/h	Best Lap Tm	km/h	Best Lap by
1.607	67,854	1:17.862	68,290	54 - Tom Gamble

Official Timing www.rgmmc.com

Orbits

Timekeeping M. Wagner:

Clerk of the course Thomas Lainer:

www.mylaps.com

Steward Horst Seidel:

Chief Scrutineer Paul Klaassen:

Licensed to: Motorsport Events

Printed: 04.04.2015 15:31:23

posted at:

h



Rotax Euro Challenge Salbris/France

Rotax Juniors

Salbris 1,477 Km

RACE 8 Qualifying Heat 4 B-D

04.04.2015 13:40

Race (6 Laps) started at 13:43:26

Lap	Time of Day	Lap Tm	Diff	S1 Tm	S2 Tm	S3 Tm	Lap	Time of Day	Lap Tm	Diff	S1 Tm	S2 Tm	S3 Tm
3	13:47:33.318	1:19.903	+0.900	27.569	23.745	28.589	5	13:50:19.412	1:19.504	+0.087	27.121	23.686	28.697
4	13:48:53.204	1:19.886	+0.883	27.576	23.656	28.654	6	13:51:38.895	1:19.483	+0.066	27.093	23.816	28.574
5	13:50:12.207	1:19.003		27.275	23.357	28.371	(57) Alejandro Schimpf						
6	13:51:31.356	1:19.149	+0.146	27.214	23.559	28.376	1	13:44:57.010	1:28.118	+7.720	30.936	28.569	28.613
(67) Mateusz Pyka							2	13:46:24.153	1:27.143	+6.745	27.431	30.988	28.724
1	13:44:53.255	1:24.211	+4.961	30.182	25.130	28.899	3	13:47:44.551	1:20.398		27.572	24.037	28.789
2	13:46:13.697	1:20.442	+1.192	27.360	24.166	28.916	4	13:49:05.119	1:20.568	+0.170	27.660	24.203	28.705
3	13:47:33.688	1:19.991	+0.741	27.567	23.834	28.590	5	13:50:26.132	1:21.013	+0.615	27.621	24.057	29.335
4	13:48:53.222	1:19.534	+0.284	27.544	23.720	28.270	6	13:51:47.415	1:21.283	+0.885	28.052	24.201	29.030
5	13:50:12.948	1:19.726	+0.476	27.882	23.452	28.392	(77) David Rehme						
6	13:51:32.198	1:19.250		27.240	23.552	28.458	1	13:44:57.456	1:28.661	+8.861	30.607	29.272	28.782
(66) Tim Mika Metz							2	13:46:22.896	1:25.440	+5.640	28.034	28.789	28.617
1	13:44:51.988	1:23.686	+4.413	30.364	24.430	28.892	3	13:47:42.696	1:19.800		27.345	23.730	28.725
2	13:46:12.884	1:20.896	+1.623	27.496	24.150	29.250	4	13:49:03.978	1:21.282	+1.482	27.457	24.278	29.547
3	13:47:33.140	1:20.256	+0.983	27.526	23.892	28.838	5	13:50:48.054	1:44.076	+24.276	28.277	24.142	51.657
4	13:48:54.178	1:21.038	+1.765	28.155	23.951	28.932	6	13:52:08.334	1:20.280	+0.480	27.502	23.887	28.891
5	13:50:13.451	1:19.273		27.302	23.515	28.456	(61) Charlie Andersen						
6	13:51:33.063	1:19.612	+0.339	27.281	23.573	28.758	1	13:44:58.711	1:29.854	+10.187	33.643	27.014	29.197
(16) Nicolas Schoell							2	13:46:19.600	1:20.889	+1.222	27.453	24.898	28.538
1	13:44:53.328	1:27.549	+8.390	33.322	25.538	28.689	3	13:47:39.463	1:19.863	+0.196	27.551	23.620	28.692
2	13:46:14.727	1:19.399	+0.240	27.107	23.734	28.558	4	13:48:59.270	1:19.807	+0.140	27.553	23.611	28.643
3	13:47:34.815	1:20.088	+0.929	27.546	23.965	28.577	5	13:50:55.213	1:55.943	+36.276	27.324	59.973	28.646
4	13:48:54.693	1:19.878	+0.719	27.342	23.901	28.635	6	13:52:14.880	1:19.667		27.281	23.781	28.605
5	13:50:13.852	1:19.159		27.479	23.486	28.194	(82) Nazim Azman						
6	13:51:33.210	1:19.358	+0.199	27.289	23.539	28.530	1	13:44:50.650	1:22.823		29.472	24.367	28.984
(19) Jack Spinola													
1	13:44:55.587	1:27.180	+7.814	31.551	26.767	28.862							
2	13:46:15.302	1:19.715	+0.349	27.338	23.874	28.503							
3	13:47:35.630	1:20.328	+0.962	27.581	23.999	28.748							
4	13:48:55.145	1:19.515	+0.149	27.338	23.802	28.375							
5	13:50:14.511	1:19.366		27.241	23.733	28.392							
6	13:51:34.132	1:19.621	+0.255	27.191	23.944	28.486							
(18) Cristian Davies													
1	13:44:51.642	1:23.084	+3.826	29.898	24.343	28.843							
2	13:46:11.534	1:19.892	+0.634	27.396	23.797	28.699							
3	13:47:34.545	1:23.011	+3.753	30.670	23.723	28.618							
4	13:48:54.424	1:19.879	+0.621	27.159	23.839	28.881							
5	13:50:13.682	1:19.258		27.485	23.380	28.393							
6	13:51:34.948	1:21.266	+2.008	27.389	25.520	28.357							
(71) Olli Caldwell													
1	13:44:57.782	1:28.487	+9.296	30.401	29.468	28.618							
2	13:46:18.011	1:20.229	+1.038	27.831	24.090	28.308							
3	13:47:37.242	1:19.231	+0.040	27.109	23.707	28.415							
4	13:48:56.825	1:19.583	+0.392	27.449	23.649	28.485							
5	13:50:16.120	1:19.295	+0.104	27.063	23.862	28.370							
6	13:51:35.311	1:19.191		27.329	23.422	28.440							
(28) Andreas Estner													
1	13:44:56.093	1:28.611	+8.895	34.031	25.909	28.671							
2	13:46:16.343	1:20.250	+0.534	27.405	23.909	28.936							
3	13:47:36.666	1:20.323	+0.607	27.439	24.151	28.733							
4	13:48:56.382	1:19.716		27.501	23.663	28.552							
5	13:50:16.317	1:19.935	+0.219	27.348	23.748	28.839							
6	13:51:36.717	1:20.400	+0.684	27.496	24.140	28.764							
(42) Joel Jern													
1	13:45:00.337	1:33.113	+13.696	35.078	27.057	30.978							
2	13:46:20.382	1:20.045	+0.628	27.263	24.310	28.472							
3	13:47:40.491	1:20.109	+0.692	27.235	24.187	28.687							
4	13:48:59.908	1:19.417		27.278	23.628	28.511							

Timekeeping M. Wagner: Clerk of the course Thomas Lainer:

Steward Horst Seidel: Chief Scrutineer Paul Klaassen:





Rotax Euro Challenge Salbris/France

Rotax Juniors

Salbris 1,477 Km

RACE 13 Qualifying Heat 5 A-D

-NEW 3-

04.04.2015 15:50

Race (6 Laps) started at 15:53:05

Pos	No.	Name	Nat.	Chassis	Race Team	Laps	Total Tm	Diff	Best Tm	In Lap	km/h	Points
1	8	Jack McCarthy	GBR	Tonykart	Strawberry Racing	6	7:18.364		1:12.521	6	73,319	0
2	24	Oliver York	GBR	Kosmic	Aim Motorsport	6	7:19.186	0.822	1:11.003	6	74,887	2
3	60	Florian Venturi	FRA	FA Kart	DSS	6	7:21.569	3.205	1:12.244	4	73,601	3
4	81	Lauri Leppa	FIN	Tonykart	VRT	6	7:22.074	3.710	1:12.147	5	73,700	4
5	35	Ido Cohen	ISR	CRG	CRG SPA	6	7:23.726	5.362	1:12.167	6	73,679	5
6	16	Nicolas Schoell	AUT	Tonykart	Speedworld Academy	6	7:25.085	6.721	1:12.133	6	73,714	6
7	27	Ayrton Simmons	GBR	Tonykart	Coles Racing	6	7:25.188	6.824	1:12.030	6	73,819	7
8	76	Manuel Sulaiman	MEX	Tonykart	KR Sport	6	7:26.599	8.235	1:12.859	6	72,979	8
9	17	Jordan Brown-Nutley	GBR	Tonykart	CRM	6	7:27.497	9.133	1:12.436	5	73,405	9
10	73	Kenzo Aerts	BEL	OTK	Daems Racing	6	7:29.190	10.826	1:12.490	6	73,351	10
11	46	Scott Symons	GBR	Tonykart	KR Sport	6	7:29.248	10.884	1:12.429	6	73,413	11
12	99	Oscar Palomo Ortiz	ESP	Birelart	Birelart	6	7:29.420	11.056	1:13.054	5	72,785	12
13	67	Mateusz Pylka	POL	Kosmic	Jastrzebski Racing	6	7:29.602	11.238	1:12.416	5	73,426	13
14	52	Alain Delon Thompson	ZAF	BirelART	BirelART/KMS	6	7:30.120	11.756	1:12.533	4	73,307	14
15	74	Arthur Carbonnel	FRA	Birelart	Universal Drivers	6	7:32.522	14.158	1:13.986	3	71,868	15
16	19	Jack Spinola	PRT	FA Kart	Dan Holland Racing	6	7:32.885	14.521	1:12.914	4	72,924	16
17	64	Jakub Bezel	CZE	MSKart	Bezel Petr	6	7:33.070	14.706	1:13.090	4	72,749	17
18	62	Oliver Rasmussen	FRA	Birel	MRT Mich Racing Team	6	7:33.581	15.217	1:14.035	3	71,820	18
19	25	Adam Eteki	FRA	Tonykart	SG Drivers	6	7:33.731	15.367	1:13.031	6	72,807	19
20	57	Alejandro Schimpf	ESP	DR	VPDR/Gulfitoso	6	7:37.055	18.691	1:13.824	6	72,025	20
21	63	Louis Henkefend	DEU	Alonso	Team TKP	6	7:38.355	19.991	1:13.248	4	72,592	21
22	70	Dimitrios Tsimpris	GRC	Tonykart	Prt Motorsport	6	7:39.453	21.089	1:13.301	5	72,539	22
23	59	Zviedris Valters	LVA	Tonykart	Jurmala/Papas Racing	6	7:39.938	21.574	1:14.637	6	71,241	23
24	33	Antoine Perceval	FRA	Tonykart	SG Drivers	6	7:46.116	27.752	1:11.232	6	74,646	24
25	49	Zak Fulk	GBR	Tonykart	Coles Racing	6	7:53.611	35.247	1:11.670	5	74,190	25
26	34	Fin Kenneally	GBR	Kosmic	Aim Motorsport	6	7:56.836	38.472	1:12.214	5	73,631	26
27	18	Cristian Davies	ESP	Kosmic	Binakart	6	8:22.416	1:04.052	1:13.260	6	72,580	27
28	68	Owen Byatt	GBR	Kosmic	Aim Motorsport	3	4:56.392	3 Laps	1:14.648	2	71,230	28

Not classified

EXC	71	Olli Caldwell	GBR	Tonykart	Coles Racing	6	7:25.544	EXC	1:12.236	5	73,609	32
EXC	22	Daniel Louko	FIN	Tonykart	Paul Carr Racing	6	8:00.897	EXC	1:14.046	3	71,809	32

Announcements

These results are provisional until the conclusion of any judicial and technical matters!

No. 68 + 46 warning board / time penalty 5 sec

No. 71 exclusion from heat A-D / unfair driving

No. 22 exclusion from Heat A-D / technical non conformity

Margin of Victory	Ø km/h	Best Lap Tm	km/h	Best Lap by
0.822	72,778	1:11.003	74,887	24 - Oliver York

Official Timing www.rgmmc.com

Orbits

Timekeeping M. Wagner:

Clerk of the course Thomas Lainer:

www.mylaps.com

Steward Horst Seidel:

Chief Scrutineer Paul Klaassen:

Licensed to: Motorsport Events

Printed: 04.04.2015 17:14:25

posted at:

h



Rotax Euro Challenge Salbris/France

Rotax Juniors

Salbris 1,477 Km

RACE 13 Qualifying Heat 5 A-D

04.04.2015 15:50

Race (6 Laps) started at 15:53:05

Lap	Time of Day	Lap Tm	Diff	S1 Tm	S2 Tm	S3 Tm	Lap	Time of Day	Lap Tm	Diff	S1 Tm	S2 Tm	S3 Tm
(8) Jack McCarthy													
1	15:54:19.238	1:13.611	+1.090	24.658	22.143	26.810	1	15:54:25.558	1:19.475	+7.239	29.377	22.988	27.110
2	15:55:32.796	1:13.558	+1.037	24.614	22.231	26.713	2	15:55:39.642	1:14.084	+1.848	24.358	22.885	26.841
3	15:56:45.847	1:13.051	+0.530	24.274	22.299	26.478	3	15:56:53.144	1:13.502	+1.266	25.054	21.874	26.574
4	15:57:58.684	1:12.837	+0.316	24.027	22.495	26.315	4	15:58:05.683	1:12.539	+0.303	24.464	21.676	26.399
5	15:59:11.470	1:12.786	+0.265	24.783	21.788	26.215	5	15:59:17.919	1:12.236		23.849	21.923	26.464
6	16:00:23.991	1:12.521		24.030	21.952	26.539	6	16:00:31.171	1:13.252	+1.016	24.205	21.891	27.156
(24) Oliver York													
1	15:54:24.684	1:18.703	+7.700	29.512	22.634	26.557	1	15:54:24.231	1:17.214	+4.355	27.830	22.229	27.155
2	15:55:37.906	1:13.222	+2.219	24.856	21.794	26.572	2	15:55:39.185	1:14.954	+2.095	25.217	22.832	26.905
3	15:56:50.263	1:12.357	+1.354	24.108	21.627	26.622	3	15:56:52.996	1:13.811	+0.952	24.601	22.527	26.683
4	15:58:02.331	1:12.068	+1.065	24.429	21.474	26.165	4	15:58:06.500	1:13.504	+0.645	25.083	21.887	26.534
5	15:59:13.810	1:11.479	+0.476	23.746	21.706	26.027	5	15:59:19.367	1:12.867	+0.008	24.211	22.095	26.561
6	16:00:24.813	1:11.003		23.650	21.536	25.817	6	16:00:32.226	1:12.859		24.412	21.871	26.576
(60) Florian Venturi													
1	15:54:22.688	1:16.850	+4.606	28.143	22.093	26.614	1	15:54:28.145	1:22.239	+9.803	32.325	22.428	27.486
2	15:55:35.925	1:13.237	+0.993	24.676	21.873	26.688	2	15:55:42.009	1:13.864	+1.428	25.157	21.940	26.767
3	15:56:48.890	1:12.965	+0.721	24.248	22.102	26.615	3	15:56:55.373	1:13.364	+0.928	24.873	21.983	26.508
4	15:58:01.134	1:12.244		24.192	21.652	26.400	4	15:58:08.029	1:12.656	+0.220	24.599	21.826	26.231
5	15:59:14.620	1:13.486	+1.242	24.649	22.415	26.422	5	15:59:20.465	1:12.436		24.590	21.635	26.211
6	16:00:27.196	1:12.576	+0.332	24.071	22.268	26.237	6	16:00:33.124	1:12.659	+0.223	24.853	21.794	26.012
(81) Lauri Leppa													
1	15:54:23.553	1:17.025	+4.878	28.159	21.990	26.876	1	15:54:28.567	1:21.088	+8.598	31.344	22.862	26.882
2	15:55:37.075	1:13.522	+1.375	24.689	21.907	26.926	2	15:55:43.190	1:14.623	+2.133	25.132	22.463	27.028
3	15:56:50.421	1:13.346	+1.199	24.342	22.091	26.913	3	15:56:56.770	1:13.580	+1.090	25.199	21.829	26.552
4	15:58:02.953	1:12.532	+0.385	24.571	21.540	26.421	4	15:58:09.489	1:12.719	+0.229	24.097	22.219	26.403
5	15:59:15.100	1:12.147		23.952	21.679	26.516	5	15:59:22.327	1:12.838	+0.348	24.365	21.924	26.549
6	16:00:27.701	1:12.601	+0.454	24.466	21.634	26.501	6	16:00:34.817	1:12.490		23.926	22.056	26.508
(35) Ido Cohen													
1	15:54:25.803	1:18.743	+6.576	28.330	23.275	27.138	1	15:54:26.109	1:18.258	+5.204	28.280	22.881	27.097
2	15:55:39.403	1:13.600	+1.433	24.497	22.345	26.758	2	15:55:39.895	1:13.786	+0.732	24.733	22.237	26.816
3	15:56:52.549	1:13.146	+0.979	24.442	22.130	26.574	3	15:56:53.732	1:13.837	+0.783	24.887	22.297	26.653
4	15:58:04.892	1:12.343	+0.176	24.176	21.652	26.515	4	15:58:06.936	1:13.204	+0.150	24.561	22.101	26.542
5	15:59:17.186	1:12.294	+0.127	23.845	21.891	26.558	5	15:59:19.990	1:13.054		24.355	22.153	26.546
6	16:00:29.353	1:12.167		24.116	21.526	26.525	6	16:00:35.047	1:15.057	+2.003	25.484	22.578	26.995
(46) Scott Symons													
1	15:54:23.101	1:16.623	+4.194	27.790	22.048	26.785	1	15:54:26.896	1:18.757	+6.341	28.936	22.455	27.366
2	15:55:36.744	1:13.643	+1.214	24.786	22.067	26.790	2	15:55:41.537	1:14.641	+2.225	25.880	21.846	26.915
3	15:56:49.851	1:13.107	+0.678	24.483	22.106	26.518	3	15:56:54.861	1:13.324	+0.908	25.171	21.635	26.518
4	15:58:03.691	1:13.840	+1.411	25.396	21.941	26.503	4	15:58:07.821	1:12.960	+0.544	24.886	21.730	26.344
5	15:59:17.446	1:13.755	+1.326	24.748	22.442	26.565	5	15:59:20.237	1:12.416		24.681	21.406	26.329
6	16:00:29.875	1:12.429		24.279	21.636	26.514	6	16:00:35.229	1:14.992	+2.576	25.177	22.752	27.063
(16) Nicolas Schoell													
1	15:54:24.255	1:17.547	+5.414	28.352	22.329	26.866	1	15:54:27.328	1:21.495	+8.962	31.742	22.477	27.276
2	15:55:37.844	1:13.589	+1.456	24.737	21.996	26.856	2	15:55:43.956	1:16.628	+4.095	25.691	24.322	26.615
3	15:56:50.813	1:12.969	+0.836	24.726	21.829	26.414	3	15:56:57.727	1:13.771	+1.238	25.165	22.281	26.325
4	15:58:05.851	1:15.038	+2.905	24.791	22.037	28.210	4	15:58:10.260	1:12.533		24.357	21.874	26.302
5	15:59:18.579	1:12.728	+0.595	24.417	21.861	26.450	5	15:59:22.870	1:12.610	+0.077	24.345	21.912	26.353
6	16:00:30.712	1:12.133		23.988	21.642	26.503	6	16:00:35.747	1:12.877	+0.344	24.868	21.701	26.308
(27) Ayrton Simmons													
1	15:54:25.398	1:19.600	+7.570	29.320	23.427	26.853	1	15:54:26.518	1:19.167	+5.181	27.901	23.985	27.281
2	15:55:38.472	1:13.074	+1.044	24.346	22.130	26.598	2	15:55:40.756	1:14.238	+0.252	24.735	22.536	26.967
3	15:56:51.260	1:12.788	+0.758	24.355	22.005	26.428	3	15:56:54.742	1:13.986		24.614	22.670	26.702
4	15:58:03.794	1:12.534	+0.504	24.150	21.918	26.466	4	15:58:08.896	1:14.154	+0.168	25.210	22.547	26.397
5	15:59:18.785	1:14.991	+2.961	24.436	24.133	26.422	5	15:59:23.444	1:14.548	+0.562	25.338	22.643	26.567
6	16:00:30.815	1:12.030		23.944	21.780	26.306	6	16:00:38.149	1:14.705	+0.719	25.654	22.371	26.680
(71) Olli Caldwell													
1	15:54:29.075	1:21.473	+8.559	31.791	22.796	26.886	1	15:54:29.075	1:21.473	+8.559	31.791	22.796	26.886
2	15:55:44.070	1:14.995	+2.081	25.939	22.484	26.572	2	15:55:44.070	1:14.995	+2.081	25.939	22.484	26.572

Timekeeping M. Wagner:

Clerk of the course Thomas Lainer:

Steward Horst Seidel:

Chief Scrutineer Paul Klaassen:





Rotax Euro Challenge Salbris/France

Rotax Juniors

Salbris 1,477 Km

RACE 13 Qualifying Heat 5 A-D

04.04.2015 15:50

Race (6 Laps) started at 15:53:05

Lap	Time of Day	Lap Tm	Diff	S1 Tm	S2 Tm	S3 Tm	Lap	Time of Day	Lap Tm	Diff	S1 Tm	S2 Tm	S3 Tm
3	15:56:58.056	1:13.986	+1.072	24.954	22.429	26.603	5	15:59:40.511	1:11.725	+0.493	23.828	21.884	26.013
4	15:58:10.970	1:12.914		24.377	21.867	26.670	6	16:00:51.743	1:11.232		23.826	21.260	26.146
5	15:59:24.198	1:13.228	+0.314	24.749	22.163	26.316	(49) Zak Fulk						
6	16:00:38.512	1:14.314	+1.400	25.899	21.966	26.449	1	15:54:55.824	1:50.112	+38.442	1:00.829	22.916	26.367
(64) Jakub Bezel							2	15:56:09.619	1:13.795	+2.125	24.629	22.603	26.563
1	15:54:27.057	1:20.899	+7.809	30.385	22.931	27.583	3	15:57:23.008	1:13.389	+1.719	24.118	22.633	26.638
2	15:55:42.721	1:15.664	+2.574	25.905	22.088	27.671	4	15:58:34.968	1:11.960	+0.290	23.986	21.782	26.192
3	15:56:58.567	1:15.846	+2.756	26.146	23.056	26.644	5	15:59:46.638	1:11.670		23.972	21.565	26.133
4	15:58:11.657	1:13.090		24.832	21.746	26.512	6	16:00:59.238	1:12.600	+0.930	24.258	21.665	26.677
5	15:59:24.894	1:13.237	+0.147	24.538	22.133	26.566	(34) Fin Kenneally						
6	16:00:38.697	1:13.803	+0.713	25.085	21.940	26.778	1	15:54:56.112	1:50.401	+38.187	1:01.004	23.080	26.317
(62) Oliver Rasmussen							2	15:56:09.949	1:13.837	+1.623	24.371	22.475	26.991
1	15:54:26.838	1:19.060	+5.025	28.179	23.393	27.488	3	15:57:23.151	1:13.202	+0.988	23.783	22.457	26.962
2	15:55:41.452	1:14.614	+0.579	25.086	22.285	27.243	4	15:58:36.465	1:13.314	+1.100	25.000	22.065	26.249
3	15:56:55.487	1:14.035		24.708	22.519	26.808	5	15:59:48.679	1:12.214		23.754	21.921	26.539
4	15:58:09.923	1:14.436	+0.401	25.282	22.583	26.571	6	16:01:02.463	1:13.784	+1.570	23.868	22.884	27.032
5	15:59:24.682	1:14.759	+0.724	25.378	22.837	26.544	(22) Daniel Louko						
6	16:00:39.208	1:14.526	+0.491	25.461	22.324	26.741	1	15:54:31.102	1:23.733	+9.687	34.106	22.539	27.088
(25) Adam Eteki							2	15:55:46.218	1:15.116	+1.070	25.484	22.497	27.135
1	15:54:28.955	1:22.008	+8.977	32.084	22.944	26.980	3	15:57:00.264	1:14.046		24.838	22.355	26.853
2	15:55:43.547	1:14.592	+1.561	25.525	22.047	27.020	4	15:58:37.315	1:37.051	+23.005	47.974	22.524	26.553
3	15:56:57.369	1:13.822	+0.791	25.088	22.053	26.681	5	15:59:51.499	1:14.184	+0.138	24.603	22.132	27.449
4	15:58:10.903	1:13.534	+0.503	24.726	22.079	26.729	6	16:01:06.524	1:15.025	+0.979	25.372	22.330	27.323
5	15:59:26.327	1:15.424	+2.393	24.722	24.097	26.605	(18) Cristian Davies						
6	16:00:39.358	1:13.031		24.513	21.798	26.720	1	15:54:27.972	1:20.238	+6.978	30.306	22.532	27.400
(57) Alejandro Schimpf							2	15:55:42.572	1:14.600	+1.340	25.129	22.587	26.884
1	15:54:28.554	1:20.541	+6.717	28.967	23.379	28.195	3	15:57:47.757	2:05.185	+51.925	24.556	1:13.819	26.810
2	15:55:44.742	1:16.188	+2.364	26.251	22.705	27.232	4	15:59:01.311	1:13.554	+0.294	24.829	21.911	26.814
3	15:56:59.164	1:14.422	+0.598	25.159	22.330	26.933	5	16:00:14.783	1:13.472	+0.212	24.258	22.098	27.116
4	15:58:14.140	1:14.976	+1.152	25.447	22.401	27.128	6	16:01:28.043	1:13.260		24.432	21.951	26.877
5	15:59:28.858	1:14.718	+0.894	25.619	22.192	26.907	(68) Owen Byatt						
6	16:00:42.682	1:13.824		24.601	22.227	26.996	1	15:54:28.234	1:22.032	+7.384	32.399	22.875	26.758
(63) Louis Henkefend							2	15:55:42.882	1:14.648		25.272	22.561	26.815
1	15:54:35.472	1:29.146	+15.898	39.611	22.333	27.202	3	15:57:57.019	2:14.137	+59.489	24.501	1:23.233	26.403
2	15:55:49.391	1:13.919	+0.671	24.988	22.081	26.850	(70) Dimitrios Tsimpris						
3	15:57:03.005	1:13.614	+0.366	24.699	22.170	26.745	1	15:54:36.670	1:30.261	+16.960	40.694	22.437	27.130
4	15:58:16.253	1:13.248		24.439	21.999	26.810	2	15:55:50.461	1:13.791	+0.490	24.588	22.213	26.990
5	15:59:30.365	1:14.112	+0.864	24.398	22.506	27.208	3	15:57:04.534	1:14.073	+0.772	25.249	22.042	26.782
6	16:00:43.982	1:13.617	+0.369	24.286	22.338	26.993	4	15:58:18.152	1:13.618	+0.317	24.611	22.089	26.918
(70) Dimitrios Tsimpris							5	15:59:31.453	1:13.301		24.333	22.091	26.877
1	15:54:36.670	1:30.261	+16.960	40.694	22.437	27.130	6	16:00:45.080	1:13.627	+0.326	24.509	22.265	26.853
2	15:55:50.461	1:13.791	+0.490	24.588	22.213	26.990	(59) Zviadris Valters						
3	15:57:04.534	1:14.073	+0.772	25.249	22.042	26.782	1	15:54:29.796	1:23.116	+8.479	32.900	22.822	27.394
4	15:58:18.152	1:13.618	+0.317	24.611	22.089	26.918	2	15:55:45.277	1:15.481	+0.844	25.419	22.828	27.234
5	15:59:31.453	1:13.301		24.333	22.091	26.877	3	15:57:00.096	1:14.819	+0.182	25.168	22.547	27.104
6	16:00:45.080	1:13.627	+0.326	24.509	22.265	26.853	4	15:58:15.663	1:15.567	+0.930	25.747	22.715	27.105
(59) Zviadris Valters							5	15:59:30.928	1:15.265	+0.628	25.651	22.473	27.141
1	15:54:29.796	1:23.116	+8.479	32.900	22.822	27.394	6	16:00:45.565	1:14.637		24.720	22.892	27.025
2	15:55:45.277	1:15.481	+0.844	25.419	22.828	27.234	(33) Antoine Perceval						
3	15:57:00.096	1:14.819	+0.182	25.168	22.547	27.104	1	15:54:49.481	1:43.559	+32.327	48.706	22.065	32.788
4	15:58:15.663	1:15.567	+0.930	25.747	22.715	27.105	2	15:56:02.554	1:13.073	+1.841	24.704	21.939	26.430
5	15:59:30.928	1:15.265	+0.628	25.651	22.473	27.141	3	15:57:14.964	1:12.410	+1.178	24.235	21.952	26.223
6	16:00:45.565	1:14.637		24.720	22.892	27.025	4	15:58:28.786	1:13.822	+2.590	23.814	21.746	28.262
(33) Antoine Perceval													



Rotax Euro Challenge Salbris/France

Rotax Juniors

Salbris 1,477 Km

RACE 14 Qualifying Heat 6 B-C

-NEW-

04.04.2015 16:10

Race (6 Laps) started at 16:13:05

Pos	No.	Name	Nat.	Chassis	Race Team	Laps	Total Tm	Diff	Best Tm	In Lap	km/h	Points
1	54	Tom Gamble	GBR	FA Kart	Dan Holland Racing	6	6:35.657		1:04.114	5	82,934	0
2	3	Dean MacDonald	GBR	Kosmic	Aim Motorsport	6	6:35.799	0.142	1:04.131	5	82,912	2
3	47	Mark Kimber	GBR	FA Kart	Dan Holland Racing	6	6:36.246	0.589	1:04.152	5	82,884	3
4	31	Axel Charpentier	GBR	Tonykart	Strawberry Racing	6	6:36.331	0.674	1:04.029	5	83,044	4
5	44	Tom Canning	GBR	FA Kart	Dan Holland Racing	6	6:37.017	1.360	1:04.147	5	82,891	5
6	32	Lluc Ibanez	ESP	Kosmic	Binakart	6	6:37.177	1.520	1:03.799	5	83,343	6
7	78	Johnathan Hoggard	GBR	Tonykart	KR Sport	6	6:37.485	1.828	1:03.942	5	83,157	7
8	69	Javier Gonzalez	MEX	Kosmic	Paul Carr Racing	6	6:37.822	2.165	1:03.749	6	83,408	8
9	23	Enzo Coursimault	FRA	Kosmic/Sodika	PKS	6	6:39.298	3.641	1:04.241	6	82,770	9
10	65	Jean Nombrot	FRA	Sodi	Kart Pro Racing KPR	6	6:41.771	6.114	1:04.533	6	82,395	10
11	5	Alex Quinn	GBR	CRG	CRG SPA	6	6:44.319	8.662	1:04.268	5	82,735	11
12	79	Natael Cantin	CAN	BirelART	BirelART/KMS	6	6:44.712	9.055	1:04.880	6	81,954	12
13	75	Enzo Valente	FRA	Sodi	Kart Pro Racing KPR	6	6:47.064	11.407	1:04.346	6	82,635	13
14	83	Taymour Kermanshahchi	UAE	Sodi	Sodikart Middle East	6	6:47.641	11.984	1:04.611	6	82,296	14
15	84	Quentin Dupuis	FRA	Birel	MGT	6	6:47.703	12.046	1:04.623	6	82,280	15
16	66	Tim Mika Metz	DEU	CRG	CRG SPA	6	6:55.419	19.762	1:06.090	5	80,454	16
17	45	Kilian Meyer	ESP	CRG SPA	CRG SPA	6	6:55.585	19.928	1:05.887	6	80,702	17
18	80	Adam Haikal	MYS	Kosmic	Aim Motorsport	6	6:55.783	20.126	1:05.684	5	80,951	18
19	28	Andreas Estner	DEU	Tonykart	RS Competition	6	6:58.401	22.744	1:05.022	5	81,775	19
20	21	Phil Doerr	DEU	CRG	CRG SPA	6	7:00.242	24.585	1:05.760	5	80,858	20
21	20	Kiern Jewiss	GBR	Tonykart	Strawberry Racing	6	7:01.101	25.444	1:03.974	4	83,115	21
22	39	Hugo Andersson	SWE	Alonso	Dan Holland Racing	6	7:03.296	27.639	1:05.495	5	81,185	22
23	51	Dikkie van der Wal	NLD	Alonso	Team TKP	6	7:06.071	30.414	1:05.031	6	81,764	23
24	42	Joel Jern	SWE	Gillard	PDB Racing Team	6	7:07.443	31.786	1:05.125	3	81,646	24
25	77	David Rehme	SWE	CRG	CRG SPA	6	7:13.408	37.751	1:07.983	6	78,214	25
26	82	Nazim Azman	MYS	Kosmic	Aim Motorsport	6	7:21.889	46.232	1:04.710	5	82,170	26
27	72	Lukas Dunner	AUT	Tonykart	Speedworld Academy	2	2:27.392	4 Laps	1:10.387	2	75,542	27
28	61	Charlie Andersen	SWE	Tonykart	Ward Racing					0	-	28


Not classified												
DNS	58	Dzianis Slavinski	BLR	Tonykart	M Racing			DNS		0	-	31
EXC	56	Adrian Schimpf	ESP	DR	VPDR/Gulfitoso			EXC		0	-	32

Announcements

These results are provisional until the conclusion of any judicial and technical matters!
 No. 21 warning board / time penalty 5 sec

Margin of Victory	Ø km/h	Best Lap Tm	km/h	Best Lap by
0.142	80,633	1:03.749	83,408	69 - Javier Gonzalez

Official Timing www.rgmmc.com Orbits

Timekeeping M. Wagner:  Clerk of the course Thomas Lainer: www.mylaps.com
 Steward Horst Seidel: Chief Scrutineer Paul Klaassen: Licensed to: Motorsport Events
 Printed: 04.04.2015 16:25:32 posted at: h



Rotax Euro Challenge Salbris/France

Rotax Juniors

Salbris 1,477 Km

RACE 14 Qualifying Heat 6 B-C

04.04.2015 16:10

Race (6 Laps) started at 16:13:05

Lap	Time of Day	Lap Tm	Diff	S1 Tm	S2 Tm	S3 Tm	Lap	Time of Day	Lap Tm	Diff	S1 Tm	S2 Tm	S3 Tm
3	16:16:41.378	1:07.915	+1.825	23.216	20.154	24.545	5	16:19:10.646	1:15.550	+7.567	22.525	27.164	25.861
4	16:17:48.067	1:06.689	+0.599	22.398	20.082	24.209	6	16:20:18.629	1:07.983		22.626	20.242	25.115
5	16:18:54.157	1:06.090		22.441	19.961	23.688	(82) Nazim Azman						
6	16:20:00.640	1:06.483	+0.393	22.336	19.946	24.201	1	16:14:20.837	1:14.049	+9.339	28.190	20.736	25.123
(45) Kilian Meyer							2	16:15:27.568	1:06.731	+2.021	22.717	19.996	24.018
1	16:14:21.954	1:14.207	+8.320	27.621	20.825	25.761	3	16:16:34.160	1:06.592	+1.882	23.186	19.559	23.847
2	16:15:30.695	1:08.741	+2.854	22.591	20.630	25.520	4	16:17:39.345	1:05.185	+0.475	21.959	19.603	23.623
3	16:16:41.023	1:10.328	+4.441	22.615	22.357	25.356	5	16:18:44.055	1:04.710		22.050	19.187	23.473
4	16:17:48.544	1:07.521	+1.634	22.660	20.276	24.585	6	16:20:27.110	1:43.055	+38.345	21.716	57.248	24.091
5	16:18:54.919	1:06.375	+0.488	22.252	20.038	24.085	(72) Lukas Dunner						
6	16:20:00.806	1:05.887		21.927	19.868	24.092	1	16:14:22.226	1:14.734	+4.347	28.106	21.407	25.221
(80) Adam Haikal							2	16:15:32.613	1:10.387		23.031	20.519	26.837
1	16:14:24.436	1:18.124	+12.440	26.644	20.379	31.101							
2	16:15:33.136	1:08.700	+3.016	23.894	20.042	24.764							
3	16:16:39.444	1:06.308	+0.624	22.332	19.977	23.999							
4	16:17:48.164	1:08.720	+3.036	24.038	19.750	24.932							
5	16:18:53.848	1:05.684		22.336	19.643	23.705							
6	16:20:01.004	1:07.156	+1.472	23.340	19.771	24.045							
(28) Andreas Estner													
1	16:14:23.352	1:16.724	+11.702	30.383	21.233	25.108							
2	16:15:33.583	1:10.231	+5.209	23.640	21.353	25.238							
3	16:16:40.999	1:07.416	+2.394	22.775	19.807	24.834							
4	16:17:46.635	1:05.636	+0.614	22.443	19.362	23.831							
5	16:18:51.657	1:05.022		22.246	19.433	23.343							
6	16:20:03.622	1:11.965	+6.943	21.842	26.273	23.850							
(20) Kiem Jewiss													
1	16:14:39.876	1:34.576	+30.602	24.907	43.641	26.028							
2	16:15:45.596	1:05.720	+1.746	22.510	19.551	23.659							
3	16:16:49.834	1:04.238	+0.264	21.887	19.133	23.218							
4	16:17:53.808	1:03.974		21.822	18.894	23.258							
5	16:19:01.815	1:08.007	+4.033	22.046	19.483	26.478							
6	16:20:06.322	1:04.507	+0.533	22.055	19.238	23.214							
(39) Hugo Andersson													
1	16:14:22.716	1:14.554	+9.059	27.816	21.754	24.984							
2	16:15:40.307	1:17.591	+12.096	24.259	20.505	32.827							
3	16:16:49.685	1:09.378	+3.883	24.586	20.424	24.368							
4	16:17:55.725	1:06.040	+0.545	22.705	19.506	23.829							
5	16:19:01.220	1:05.495		22.041	19.569	23.885							
6	16:20:08.517	1:07.297	+1.802	22.138	21.248	23.911							
(51) Dikkie van der Wal													
1	16:14:35.058	1:28.347	+23.316	28.073	36.041	24.233							
2	16:15:47.706	1:12.648	+7.617	22.421	24.623	25.604							
3	16:16:53.306	1:05.600	+0.569	22.384	19.623	23.593							
4	16:18:01.050	1:07.744	+2.713	24.065	19.991	23.688							
5	16:19:06.261	1:05.211	+0.180	21.984	19.396	23.831							
6	16:20:11.292	1:05.031		22.076	19.465	23.490							
(42) Joel Jern													
1	16:14:19.350	1:13.720	+8.595	27.514	20.364	25.842							
2	16:15:25.941	1:06.591	+1.466	22.587	19.872	24.132							
3	16:16:31.066	1:05.125		21.987	19.317	23.821							
4	16:17:37.426	1:06.360	+1.235	21.691	20.746	23.923							
5	16:19:06.990	1:29.564	+24.439	21.805	39.722	28.037							
6	16:20:12.664	1:05.674	+0.549	22.464	19.364	23.846							
(77) David Rehme													
1	16:14:21.806	1:14.175	+6.192	27.471	21.005	25.699							
2	16:15:34.884	1:13.078	+5.095	22.623	21.034	29.421							
3	16:16:45.027	1:10.143	+2.160	23.302	20.785	26.056							
4	16:17:55.096	1:10.069	+2.086	22.629	21.499	25.941							

Timekeeping M. Wagner:

Clerk of the course Thomas Lainer:

Steward Horst Seidel:

Chief Scrutineer Paul Klaassen:





Rotax Euro Challenge

Juniors

Salbris / France

Ranking after Heats

Pos.	No.	Firstname	Lastname	Nat.	Chassis	Race Team	QP	Points	Diff.	A-B	C-D	A-C	B-D	A-D	B-C
1	8	Jack	McCarthy	GBR	Tonykart	Strawberry Racing	1	0		0	--	0	--	0	--
2	54	Tom	Gamble	GBR	FA Kart	Dan Holland Racing	2	3	-3	3	--	--	0	--	0
3	24	Oliver	York	GBR	Kosmic	Aim Motorsport	17	9	-9	5	--	2	--	2	--
4	60	Florian	Venturi	FRA	FA Kart	DSS	12	11	-11	--	6	--	2	3	--
5	69	Javier	Gonzalez	MEX	Kosmic	Paul Carr Racing	23	16	-16	--	5	3	--	--	8
6	17	Jordan	Brown-Nutley	GBR	Tonykart	CRM	13	22	-22	9	--	4	--	9	--
7	44	Tom	Canning	GBR	FA Kart	Dan Holland Racing	14	24	-24	14	--	--	5	--	5
8	47	Mark	Kimber	GBR	FA Kart	Dan Holland Racing	3	25	-25	--	3	19	--	--	3
9	5	Alex	Quinn	GBR	CRG	CRG SPA	42	25	-25	7	--	--	7	--	11
10	32	Lluc	Ibanez	ESP	Kosmic	Binakart	15	26	-26	--	8	12	--	--	6
11	23	Enzo	Coursimault	FRA	Kosmic/Sodik	PKS	7	27	-27	--	11	7	--	--	9
12	3	Dean	MacDonald	GBR	Kosmic	Aim Motorsport	11	29	-29	--	0	27	--	--	2
13	31	Axel	Charpentier	GBR	Tonykart	Strawberry Racing	19	31	-31	--	2	25	--	--	4
14	35	Ido	Cohen	ISR	CRG	CRG SPA	40	31	-31	--	12	--	14	5	--
15	20	Kiern	Jewiss	GBR	Tonykart	Strawberry Racing	6	34	-34	4	--	--	9	--	21
16	46	Scott	Symons	GBR	Tonykart	KR Sport	29	34	-34	6	--	17	--	11	--
17	78	Johnathan	Hoggard	GBR	Tonykart	KR Sport	26	35	-35	25	--	--	3	--	7
18	34	Fin	Kenneally	GBR	Kosmic	Aim Motorsport	5	37	-37	2	--	9	--	26	--
19	65	Jean	Nomblot	FRA	Sodi	Kart Pro Racing KPR	31	37	-37	--	21	6	--	--	10
20	75	Enzo	Valente	FRA	Sodi	Kart Pro Racing KPR	39	37	-37	--	19	5	--	--	13
21	64	Jakub	Bezel	CZE	MSKart	Bezel Petr	24	38	-38	--	10	--	11	17	--
22	63	Louis	Henkefend	DEU	Alonso	Team TKP	28	40	-40	--	9	--	10	21	--
23	51	Dikkie	van der Wal	NLD	Alonso	Team TKP	34	42	-42	13	--	--	6	--	23
24	25	Adam	Eteki	FRA	Tonykart	SG Drivers	37	42	-42	10	--	13	--	19	--
25	74	Arthur	Carbonnel	FRA	Birelart	Universal Drivers	44	43	-43	--	15	--	13	15	--
26	49	Zak	Fulk	GBR	Tonykart	Coles Racing	4	44	-44	--	4	--	15	25	--
27	52	Alain Delor	Thompson	ZAF	BirelART	BirelART/KMS	9	45	-45	8	--	23	--	14	--
28	76	Manuel	Sulaiman	MEX	Tonykart	KR Sport	41	45	-45	26	--	11	--	8	--

Position 1 -28 qualified for Prefinal

29	84	Quentin	Dupuis	FRA	Birel	MGT	35	46	-46	--	16	15	--	--	15
30	39	Hugo	Andersson	SWE	Alonso	Dan Holland Racing	43	46	-46	--	14	10	--	--	22
31	73	Kenzo	Aerts	BEL	OTK	Daems Racing	49	46	-46	20	--	16	--	10	--
32	79	Natael	Cantin	CAN	BirelART	BirelART/KMS	18	48	-48	28	--	--	8	--	12
33	27	Ayrton	Simmons	GBR	Tonykart	Coles Racing	8	49	-49	--	30	--	12	7	--
34	80	Adam	Haikal	MYS	Kosmic	Aim Motorsport	27	49	-49	--	17	14	--	--	18
35	81	Lauri	Leppa	FIN	Tonykart	VRT	32	51	-51	--	22	--	25	4	--
36	16	Nicolas	Schoell	AUT	Tonykart	Speedworld Academy	36	51	-51	--	28	--	17	6	--
37	58	Dzianis	Slavinski	BLR	Tonykart	M Racing	10	54	-54	19	--	--	4	--	31
38	68	Owen	Byatt	GBR	Kosmic	Aim Motorsport	21	54	-54	18	--	8	--	28	--
39	66	Tim Mika	Metz	DEU	CRG	CRG SPA	46	55	-55	23	--	--	16	--	16
40	83	Taymour	Kermanshahchi	UAE	Sodi	Sodikart Middle East	55	55	-55	--	20	21	--	--	14
41	28	Andreas	Estner	DEU	Tonykart	RS Competition	30	56	-56	16	--	--	21	--	19
42	45	Kilian	Meyer	ESP	CRG SPA	CRG SPA	58	58	-58	11	--	--	30	--	17

Announcements:

These results are provisional until the conclusion of any judicial and technical matters

Clerk of the course Thomas Lainer:

Stewards (Chairman) Horst Seidel:

Timekeeping M. Wagner:

Scrutineer Paul Klaassen:

Printed: 04.04.2015 17:21

Posted at: h



Rotax Euro Challenge

Juniors

Salbris / France

Ranking after Heats

Pos.	No.	Firstname	Lastname	Nat.	Chassis	Race Team	QP	Points	Diff.	A-B	C-D	B-C	A-D	A-C	B-D
43	71	Olli	Caldwell	GBR	Tonykart	Coles Racing	20	59	-59	--	7	--	20	32	--
44	42	Joel	Jern	SWE	Gillard	PDB Racing Team	22	59	-59	12	--	--	23	--	24
45	33	Antoine	Perceval	FRA	Tonykart	SG Drivers	16	61	-61	--	13	--	24	24	--
46	67	Mateusz	Pylka	POL	Kosmic	Jastrzebski Racing	60	61	-61	--	26	--	22	13	--
47	19	Jack	Spinola	PRT	FA Kart	Dan Holland Racing	48	63	-63	--	29	--	18	16	--
48	62	Oliver	Rasmussen	FRA	Birel	MRT Mich Racing Team	53	63	-63	27	--	18	--	18	--
49	18	Cristian	Davies	ESP	Kosmic	Binakart	52	64	-64	--	18	--	19	27	--
50	21	Phil	Doerr	DEU	CRG	CRG SPA	59	65	-65	--	25	20	--	--	20
51	77	David	Rehme	SWE	CRG	CRG SPA	54	67	-67	15	--	--	27	--	25
52	99	Oscar	Palomo Ortiz	ESP	Birelart	Birelart	57	67	-67	29	--	26	--	12	--
53	82	Nazim	Azman	MYS	Kosmic	Aim Motorsport	38	72	-72	17	--	--	29	--	26
54	57	Alejandro	Schimpf	ESP	DR	VPDR/Gulfitoso	56	73	-73	--	27	--	26	20	--
55	70	Dimitrios	Tsimpris	GRC	Tonykart	Prt Motorsport	25	74	-74	30	--	22	--	22	--
56	72	Lukas	Dunner	AUT	Tonykart	Speedworld Academy	47	74	-74	--	23	24	--	--	27
57	59	Zviedris	Valters	LVA	Tonykart	Jurmala/Papas Racing	33	75	-75	24	--	28	--	23	--
58	61	Charlie	Andersen	SWE	Tonykart	Ward Racing	50	77	-77	21	--	--	28	--	28
59	22	Daniel	Louko	FIN	Tonykart	Paul Carr Racing	45	83	-83	22	--	29	--	32	--

Position 29-62 qualified for Second Chance Heat

Announcements:

----- These results are provisional until the conclusion of any judicial and technical matters -----

Clerk of the course Thomas Lainer:

Stewards (Chairman) Horst Seidel:

Timekeeping M. Wagner:

Scrutineer Paul Klaassen:

Printed: 04.04.2015 17:21

Posted at: h

Rotax Euro Challenge
 Class: Juniors
 Date/Time: 05.04.2015 10:20

Track: Salbris / France
 Heat: Second Chance Heat
 Laps: 6

Edition 1

			17			
	33			34		
Daniel Louko	22	Points 83 Quali Rank 45	16			
	31			32		
Zviedris Valters	59	Points 75 Quali Rank 33	15	Charlie Andersen	61	Points 77 Quali Rank 50
	29			30		
Dimitrios Tsimpris	70	Points 74 Quali Rank 25	14	Lukas Dunner	72	Points 74 Quali Rank 47
	27			28		
Nazim Azman	82	Points 72 Quali Rank 38	13	Alejandro Schimpf	57	Points 73 Quali Rank 56
	25			26		
David Rehme	77	Points 67 Quali Rank 54	12	Oscar Palomo Ortiz	99	Points 67 Quali Rank 57
	23			24		
Cristian Davies	18	Points 64 Quali Rank 52	11	Phil Doerr	21	Points 65 Quali Rank 59
	21			22		
Jack Spinola	19	Points 63 Quali Rank 48	10	Oliver Rasmussen	62	Points 63 Quali Rank 53
	19			20		
Antoine Perceval	33	Points 61 Quali Rank 16	9	Mateusz Pylka	67	Points 61 Quali Rank 60
	17			18		
Olli Caldwell	71	Points 59 Quali Rank 20	8	Joel Jern	42	Points 59 Quali Rank 22
	15			16		
Andreas Estner	28	Points 56 Quali Rank 30	7	Kilian Meyer	45	Points 58 Quali Rank 58
	13			14		
Tim Mika Metz	66	Points 55 Quali Rank 46	6	Taymour Kermanshahchi	83	Points 55 Quali Rank 55
	11			12		
Dzianis Slavinski	58	Points 54 Quali Rank 10	5	Owen Byatt	68	Points 54 Quali Rank 21
	9			10		
Lauri Leppa	81	Points 51 Quali Rank 32	4	Nicolas Schoell	16	Points 51 Quali Rank 36
	7			8		
Ayrton Simmons	27	Points 49 Quali Rank 8	3	Adam Haikal	80	Points 49 Quali Rank 27
	5			6		
Kenzo Aerts	73	Points 46 Quali Rank 49	2	Natael Cantin	79	Points 48 Quali Rank 18
	3			4		
Quentin Dupuis	84	Points 46 Quali Rank 35	1	Hugo Andersson	39	Points 46 Quali Rank 43
	1		Row	2		

Pole Position

Clerk of the course Thomas Lainer:
 Stewards (Chairman) Horst Seidel:

Scrutineer Paul Klaassen:
 Timekeeping M. Wagner:



Rotax Euro Challenge Salbris/France

Rotax Juniors

Salbris 1,477 Km

Warm up qualified 29-62

05.04.2015 09:00

Practice (5:00 Time) started at 9:00:00

Pos	No.	Name	Nat.	Chassis	Race Team	Laps	Best Tm	Diff	Gap	In Lap	km/h
1	33	Antoine Perceval	FRA	Tonykart	SG Drivers	4	1:04.510			4	82,424
2	27	Ayrton Simmons	GBR	Tonykart	Coles Racing	4	1:04.704	0.194	0.194	4	82,177
3	16	Nicolas Schoell	AUT	Tonykart	Speedworld Academy	4	1:04.791	0.281	0.087	3	82,067
4	99	Oscar Palomo Ortiz	ESP	Birelart	Birelart	4	1:04.793	0.283	0.002	4	82,064
5	79	Natael Cantin	CAN	BirelART	BirelART/KMS	4	1:04.836	0.326	0.043	4	82,010
6	19	Jack Spinola	PRT	FA Kart	Dan Holland Racing	3	1:04.849	0.339	0.013	3	81,994
7	81	Lauri Leppa	FIN	Tonykart	VRT	4	1:04.928	0.418	0.079	4	81,894
8	68	Owen Byatt	GBR	Kosmic	Aim Motorsport	4	1:04.965	0.455	0.037	4	81,847
9	45	Kilian Meyer	ESP	CRG SPA	CRG SPA	4	1:05.008	0.498	0.043	3	81,793
10	42	Joel Jern	SWE	Gillard	PDB Racing Team	4	1:05.036	0.526	0.028	4	81,758
11	57	Alejandro Schimpf	ESP	DR	VPDR/Gulfitoso	4	1:05.077	0.567	0.041	4	81,706
12	72	Lukas Dunner	AUT	Tonykart	Speedworld Academy	4	1:05.136	0.626	0.059	4	81,632
13	80	Adam Haikal	MYS	Kosmic	Aim Motorsport	4	1:05.142	0.632	0.006	4	81,625
14	84	Quentin Dupuis	FRA	Birel	MGT	4	1:05.194	0.684	0.052	4	81,560
15	71	Olli Caldwell	GBR	Tonykart	Coles Racing	4	1:05.222	0.712	0.028	3	81,525
16	82	Nazim Azman	MYS	Kosmic	Aim Motorsport	4	1:05.316	0.806	0.094	4	81,407
17	22	Daniel Louko	FIN	Tonykart	Paul Carr Racing	4	1:05.402	0.892	0.086	4	81,300
18	70	Dimitrios Tsimpris	GRC	Tonykart	Prt Motorsport	4	1:05.545	1.035	0.143	3	81,123
19	39	Hugo Andersson	SWE	Alonso	Dan Holland Racing	4	1:05.555	1.045	0.010	4	81,111
20	28	Andreas Estner	DEU	Tonykart	RS Competition	4	1:05.603	1.093	0.048	3	81,051
21	62	Oliver Rasmussen	FRA	Birel	MRT Mich Racing Team	4	1:05.663	1.153	0.060	4	80,977
22	67	Mateusz Pylka	POL	Kosmic	Jastrzebski Racing	4	1:05.708	1.198	0.045	4	80,922
23	83	Taymour Kermanshahchi	UAE	Sodi	Sodikart Middle East	2	1:05.708	1.198		2	80,922
24	66	Tim Mika Metz	DEU	CRG	CRG SPA	4	1:05.973	1.463	0.265	3	80,597
25	77	David Rehme	SWE	CRG	CRG SPA	4	1:06.051	1.541	0.078	3	80,501
26	18	Cristian Davies	ESP	Kosmic	Binakart	4	1:06.069	1.559	0.018	3	80,479
27	58	Dzianis Slavinski	BLR	Tonykart	M Racing	3	1:06.149	1.639	0.080	3	80,382
28	61	Charlie Andersen	SWE	Tonykart	Ward Racing	4	1:06.370	1.860	0.221	4	80,115
29	59	Zviedris Valters	LVA	Tonykart	Jurmala/Papas Racing	4	1:06.557	2.047	0.187	3	79,889
30	73	Kenzo Aerts	BEL	OTK	Daems Racing	4	1:06.581	2.071	0.024	3	79,861
31	21	Phil Doerr	DEU	CRG	CRG SPA	4	1:07.503	2.993	0.922	3	78,770



Rotax Euro Challenge Salbris/France

Rotax Juniors

Salbris 1,477 Km

Warm up qualified 29-62

05.04.2015 09:00

Practice (5:00 Time) started at 9:00:00

Lap	Time of Day	Lap Tm	Diff	S1 Tm	S2 Tm	S3 Tm	Lap	Time of Day	Lap Tm	Diff	S1 Tm	S2 Tm	S3 Tm
(83) Taymour Kermanshahchi													
1	9:03:54.808	1:07.339	+1.631	23.517	19.857	23.965							
2	9:05:00.516	1:05.708		22.891	19.337	23.480							
(66) Tim Mika Metz													
1	9:01:50.436	1:11.712	+5.739	25.529	20.837	25.346							
2	9:02:57.964	1:07.528	+1.555	22.906	20.394	24.228							
3	9:04:03.937	1:05.973		22.497	19.727	23.749							
4	9:05:11.928	1:07.991	+2.018	23.171	20.073	24.747							
(77) David Rehme													
1	9:01:51.854	1:12.691	+6.640	25.700	21.702	25.289							
2	9:02:59.747	1:07.893	+1.842	23.303	19.764	24.826							
3	9:04:05.798	1:06.051		22.407	19.598	24.046							
4	9:05:12.020	1:06.222	+0.171	22.156	19.593	24.473							
(18) Cristian Davies													
1	9:01:45.519	1:09.829	+3.760	24.348	20.942	24.539							
2	9:02:52.247	1:06.728	+0.659	22.961	19.784	23.983							
3	9:03:58.316	1:06.069		22.756	19.637	23.676							
4	9:05:04.529	1:06.213	+0.144	22.295	20.379	23.539							
(58) Dzianis Slavinski													
1	9:01:44.191	1:09.417	+3.268	24.134	20.626	24.657							
2	9:02:51.000	1:06.809	+0.660	22.976	19.845	23.988							
3	9:03:57.149	1:06.149		22.561	19.853	23.735							
(61) Charlie Andersen													
1	9:01:56.674	1:13.789	+7.419	25.241	22.189	26.359							
2	9:03:06.019	1:09.345	+2.975	23.391	21.449	24.505							
3	9:04:12.569	1:06.550	+0.180	23.049	19.697	23.804							
4	9:05:18.939	1:06.370		22.495	20.008	23.867							
(59) Zviedris Valters													
1	9:01:56.220	1:10.696	+4.139	24.423	20.717	25.556							
2	9:03:04.725	1:08.505	+1.948	23.100	21.139	24.266							
3	9:04:11.282	1:06.557		22.501	19.814	24.242							
4	9:05:17.965	1:06.683	+0.126	23.050	19.604	24.029							
(73) Kenzo Aerts													
1	9:01:52.298	1:16.869	+10.288	26.283	21.863	28.723							
2	9:03:03.169	1:10.871	+4.290	25.989	20.590	24.292							
3	9:04:09.750	1:06.581		22.515	19.641	24.425							
4	9:05:16.796	1:07.046	+0.465	22.835	19.929	24.282							
(21) Phil Doerr													
1	9:01:53.198	1:12.007	+4.504	24.693	21.699	25.615							
2	9:03:03.431	1:10.233	+2.730	25.041	20.316	24.876							
3	9:04:10.934	1:07.503		22.898	20.588	24.017							
4	9:05:19.174	1:08.240	+0.737	24.074	19.964	24.202							



Rotax Euro Challenge Salbris/France

Rotax Juniors

Salbris 1,477 Km

Warm up qualified 1-28

05.04.2015 09:30

Practice (5:00 Time) started at 9:30:00

Pos	No.	Name	Nat.	Chassis	Race Team	Laps	Best Tm	Diff	Gap	In Lap	km/h
1	54	Tom Gamble	GBR	FA Kart	Dan Holland Racing	4	1:02.707			4	84,794
2	32	Lluc Ibanez	ESP	Kosmic	Binakart	5	1:02.807	0.100	0.100	5	84,659
3	17	Jordan Brown-Nutley	GBR	Tonykart	CRM	5	1:02.845	0.138	0.038	5	84,608
4	31	Axel Charpentier	GBR	Tonykart	Strawberry Racing	5	1:02.934	0.227	0.089	4	84,489
5	75	Enzo Valente	FRA	Sodi	Kart Pro Racing KPR	5	1:02.951	0.244	0.017	5	84,466
6	8	Jack McCarthy	GBR	Tonykart	Strawberry Racing	5	1:02.971	0.264	0.020	5	84,439
7	49	Zak Fulk	GBR	Tonykart	Coles Racing	5	1:03.017	0.310	0.046	4	84,377
8	3	Dean MacDonald	GBR	Kosmic	Aim Motorsport	4	1:03.117	0.410	0.100	4	84,244
9	34	Fin Kenneally	GBR	Kosmic	Aim Motorsport	4	1:03.158	0.451	0.041	4	84,189
10	47	Mark Kimber	GBR	FA Kart	Dan Holland Racing	4	1:03.159	0.452	0.001	4	84,188
11	44	Tom Canning	GBR	FA Kart	Dan Holland Racing	4	1:03.171	0.464	0.012	4	84,172
12	23	Enzo Coursimault	FRA	Kosmic/Sodik	PKS	4	1:03.191	0.484	0.020	4	84,145
13	60	Florian Venturi	FRA	FA Kart	DSS	5	1:03.220	0.513	0.029	5	84,106
14	64	Jakub Bezel	CZE	MSKart	Bezel Petr	5	1:03.229	0.522	0.009	5	84,094
15	52	Alain Delon Thompson	ZAF	BirelART	BirelART/KMS	5	1:03.232	0.525	0.003	5	84,090
16	20	Kiern Jewiss	GBR	Tonykart	Strawberry Racing	4	1:03.233	0.526	0.001	4	84,089
17	24	Oliver York	GBR	Kosmic	Aim Motorsport	4	1:03.239	0.532	0.006	4	84,081
18	69	Javier Gonzalez	MEX	Kosmic	Paul Carr Racing	5	1:03.253	0.546	0.014	4	84,062
19	65	Jean Nomblot	FRA	Sodi	Kart Pro Racing KPR	5	1:03.264	0.557	0.011	5	84,048
20	5	Alex Quinn	GBR	CRG	CRG SPA	5	1:03.311	0.604	0.047	5	83,985
21	78	Johnathan Hoggard	GBR	Tonykart	KR Sport	4	1:03.434	0.727	0.123	4	83,823
22	63	Louis Henkefend	DEU	Alonso	Team TKP	4	1:03.481	0.774	0.047	4	83,760
23	46	Scott Symons	GBR	Tonykart	KR Sport	5	1:03.532	0.825	0.051	4	83,693
24	35	Ido Cohen	ISR	CRG	CRG SPA	5	1:03.566	0.859	0.034	5	83,648
25	76	Manuel Sulaiman	MEX	Tonykart	KR Sport	4	1:03.870	1.163	0.304	4	83,250
26	51	Dikkie van der Wal	NLD	Alonso	Team TKP	4	1:03.887	1.180	0.017	3	83,228
27	25	Adam Eteki	FRA	Tonykart	SG Drivers	4	1:03.930	1.223	0.043	4	83,172
28	74	Arthur Carbonnel	FRA	Birelart	Universal Drivers	4	1:06.340	3.633	2.410	4	80,151



Rotax Euro Challenge Salbris/France

Rotax Juniors

Salbris 1,477 Km

Warm up qualified 1-28

05.04.2015 09:30

Practice (5:00 Time) started at 9:30:00

Lap	Time of Day	Lap Tm	Diff	S1 Tm	S2 Tm	S3 Tm	Lap	Time of Day	Lap Tm	Diff	S1 Tm	S2 Tm	S3 Tm
(78) Johnathan Hoggard													
1	9:32:21.412	1:11.554	+8.120	23.056	24.742	23.756							
2	9:33:25.598	1:04.186	+0.752	21.948	19.011	23.227							
3	9:34:29.118	1:03.520	+0.086	21.577	18.834	23.109							
4	9:35:32.552	1:03.434		21.563	18.758	23.113							
(63) Louis Henkefend													
1	9:32:06.177	1:10.277	+6.796	24.698	21.851	23.728							
2	9:33:10.609	1:04.432	+0.951	21.971	19.204	23.257							
3	9:34:14.271	1:03.662	+0.181	21.724	18.906	23.032							
4	9:35:17.752	1:03.481		21.653	18.871	22.957							
(46) Scott Symons													
1	9:31:43.524	1:06.571	+3.039	23.266	19.697	23.608							
2	9:32:47.887	1:04.363	+0.831	21.895	19.003	23.465							
3	9:33:51.802	1:03.915	+0.383	21.858	18.920	23.137							
4	9:34:55.334	1:03.532		21.703	18.755	23.074							
5	9:35:59.212	1:03.878	+0.346	22.038	18.761	23.079							
(35) Ido Cohen													
1	9:31:47.537	1:07.058	+3.492	23.267	19.902	23.889							
2	9:32:52.720	1:05.183	+1.617	22.394	19.375	23.414							
3	9:33:56.630	1:03.910	+0.344	21.860	18.929	23.121							
4	9:35:00.473	1:03.843	+0.277	21.737	18.923	23.183							
5	9:36:04.039	1:03.566		21.636	18.798	23.132							
(76) Manuel Sulaiman													
1	9:32:12.455	1:08.147	+4.277	24.290	19.849	24.008							
2	9:33:17.316	1:04.861	+0.991	22.234	19.185	23.442							
3	9:34:22.013	1:04.697	+0.827	22.310	18.880	23.507							
4	9:35:25.883	1:03.870		21.633	18.828	23.409							
(51) Dikkie van der Wal													
1	9:32:05.405	1:05.842	+1.955	22.884	19.483	23.475							
2	9:33:09.530	1:04.125	+0.238	21.958	18.984	23.183							
3	9:34:13.417	1:03.887		21.810	18.865	23.212							
4	9:35:17.402	1:03.985	+0.098	22.061	18.867	23.057							
(25) Adam Eteki													
1	9:32:11.050	1:09.571	+5.641	24.300	21.365	23.906							
2	9:33:16.491	1:05.441	+1.511	22.836	19.387	23.218							
3	9:34:20.625	1:04.134	+0.204	22.016	18.941	23.177							
4	9:35:24.555	1:03.930		22.317	18.787	22.826							
(74) Arthur Carbonnel													
1	9:31:41.552	1:07.031	+0.691	23.296	19.789	23.946							
2	9:32:48.313	1:06.761	+0.421	22.653	19.336	24.772							
3	9:33:54.799	1:06.486	+0.146	23.146	20.036	23.304							
4	9:35:01.139	1:06.340		23.556	19.481	23.303							

Timekeeping M. Wagner: Clerk of the course Thomas Lainer:

Steward Horst Seidel: Chief Scrutineer Paul Klaassen:





Rotax Euro Challenge Salbris/France

Rotax Juniors

Salbris 1,477 Km

Second Chance Heat

-NEW-

05.04.2015 10:20

Race (6 Laps) started at 10:24:49

Pos	No.	Name	Nat.	Chassis	Race Team	Laps	Total Tm	Diff	Best Tm	In Lap	km/h	Points
1	84	Quentin Dupuis	FRA	Birel	MGT	6	6:23.325		1:03.158	6	84,189	0
2	16	Nicolas Schoell	AUT	Tonykart	Speedworld Academy	6	6:23.570	0.245	1:03.038	5	84,349	0
3	73	Kenzo Aerts	BEL	OTK	Daems Racing	6	6:24.937	1.612	1:03.396	5	83,873	0
4	27	Ayrton Simmons	GBR	Tonykart	Coles Racing	6	6:25.461	2.136	1:02.687	6	84,821	0
5	68	Owen Byatt	GBR	Kosmic	Aim Motorsport	6	6:29.469	6.144	1:03.510	5	83,722	0
6	81	Lauri Leppa	FIN	Tonykart	VRT	6	6:29.540	6.215	1:03.203	5	84,129	0
7	71	Olli Caldwell	GBR	Tonykart	Coles Racing	6	6:29.639	6.314	1:03.151	4	84,198	0
8	66	Tim Mika Metz	DEU	CRG	CRG SPA	6	6:29.825	6.500	1:03.700	5	83,473	0
9	28	Andreas Estner	DEU	Tonykart	RS Competition	6	6:29.843	6.518	1:03.312	5	83,984	0
10	42	Joel Jern	SWE	Gillard	PDB Racing Team	6	6:30.204	6.879	1:03.644	6	83,546	0
11	22	Daniel Louko	FIN	Tonykart	Paul Carr Racing	6	6:31.042	7.717	1:03.226	6	84,098	0
12	79	Natael Cantin	CAN	BirelART	BirelART/KMS	6	6:31.274	7.949	1:02.929	5	84,495	0
13	58	Dzianis Slavinski	BLR	Tonykart	M Racing	6	6:31.406	8.081	1:03.338	6	83,950	0
14	18	Cristian Davies	ESP	Kosmic	Binakart	6	6:32.269	8.944	1:03.643	5	83,547	0
15	80	Adam Haikal	MYS	Kosmic	Aim Motorsport	6	6:32.338	9.013	1:02.997	6	84,404	0
16	83	Taymour Kermanshahchi	UAE	Sodi	Sodikart Middle East	6	6:33.322	9.997	1:03.045	6	84,340	0
17	70	Dimitrios Tsimpris	GRC	Tonykart	Prt Motorsport	6	6:34.072	10.747	1:03.082	6	84,290	0
18	33	Antoine Perceval	FRA	Tonykart	SG Drivers	6	6:35.482	12.157	1:03.072	5	84,304	0
19	62	Oliver Rasmussen	FRA	Birel	MRT Mich Racing Team	6	6:35.985	12.660	1:03.277	5	84,031	0
20	72	Lukas Dunner	AUT	Tonykart	Speedworld Academy	6	6:36.024	12.699	1:03.822	4	83,313	0
21	82	Nazim Azman	MYS	Kosmic	Aim Motorsport	6	6:39.126	15.801	1:03.770	6	83,381	0
22	21	Phil Doerr	DEU	CRG	CRG SPA	6	6:40.204	16.879	1:04.000	5	83,081	0
23	59	Zviedris Valters	LVA	Tonykart	Jurmala/Papas Racing	6	6:40.446	17.121	1:04.029	5	83,044	0
24	61	Charlie Andersen	SWE	Tonykart	Ward Racing	6	6:40.623	17.298	1:04.428	4	82,529	0
25	99	Oscar Palomo Ortiz	ESP	Birelart	Birelart	6	6:42.594	19.269	1:04.290	6	82,706	0
26	67	Mateusz Pylka	POL	Kosmic	Jastrzebski Racing	6	6:46.448	23.123	1:04.777	2	82,085	0
27	19	Jack Spinola	PRT	FA Kart	Dan Holland Racing	6	7:06.272	42.947	1:07.750	6	78,483	0
28	39	Hugo Andersson	SWE	Alonso	Dan Holland Racing	6	7:07.158	43.833	1:03.914	6	83,193	0
29	45	Kilian Meyer	ESP	CRG SPA	CRG SPA	3	3:17.463	3 Laps	1:04.291	2	82,705	0
30	57	Alejandro Schimpf	ESP	DR	VPDR/Gulfitoso	2	2:28.308	4 Laps	1:12.462	1	73,379	0
31	77	David Rehme	SWE	CRG	CRG SPA		1.214	6 Laps		0	-	0

Announcements

These results are provisional until the conclusion of any judicial and technical matters!

No. 79 warning board / time penalty 5 sec

No. 62 time penalty 3 sec. / leaving corridor with 2 wheels

No. 67 time penalty 10 sec. / leaving corridor with 4 wheels

Margin of Victory	Ø km/h	Best Lap Tm	km/h	Best Lap by
0.245	83,228	1:02.687	84,821	27 - Ayrton Simmons

Official Timing www.rgmmc.com

Orbits

Timekeeping M. Wagner:

Clerk of the course Thomas Lainer:

www.mylaps.com

Steward Horst Seidel:

Chief Scrutineer Paul Klaassen:

Licensed to: Motorsport Events

Printed: 05.04.2015 10:46:02

posted at:

h



Rotax Euro Challenge Salbris/France

Rotax Juniors

Salbris 1,477 Km

Second Chance Heat

05.04.2015 10:20

Race (6 Laps) started at 10:24:49

Lap	Time of Day	Lap Tm	Diff	S1 Tm	S2 Tm	S3 Tm	Lap	Time of Day	Lap Tm	Diff	S1 Tm	S2 Tm	S3 Tm
(84) Quentin Dupuis							(28) Andreas Estner						
1	10:25:55.715	1:05.874	+2.716	23.020	19.397	23.457	1	10:25:58.941	1:08.518	+4.818	25.535	19.616	23.367
2	10:26:59.957	1:04.242	+1.084	21.943	19.082	23.217	2	10:27:03.431	1:04.490	+0.790	21.807	19.274	23.409
3	10:28:03.520	1:03.563	+0.405	21.680	18.782	23.101	3	10:28:07.774	1:04.343	+0.643	22.383	18.927	23.033
4	10:29:06.803	1:03.283	+0.125	21.575	18.752	22.956	4	10:29:11.746	1:03.972	+0.272	21.993	18.978	23.001
5	10:30:10.008	1:03.205	+0.047	21.583	18.715	22.907	5	10:30:15.446	1:03.700		21.522	18.847	23.331
6	10:31:13.166	1:03.158		21.537	18.682	22.939	6	10:31:19.666	1:04.220	+0.520	21.763	18.993	23.464
(16) Nicolas Schoell							(42) Joel Jern						
1	10:25:57.167	1:07.024	+3.986	24.412	19.390	23.222	1	10:25:59.084	1:08.642	+4.998	25.682	19.690	23.270
2	10:27:00.725	1:03.558	+0.520	21.680	18.866	23.012	2	10:27:03.580	1:04.496	+0.852	22.140	19.215	23.141
3	10:28:04.133	1:03.408	+0.370	21.516	18.814	23.078	3	10:28:08.310	1:04.730	+1.086	21.867	19.708	23.155
4	10:29:07.321	1:03.188	+0.150	21.494	18.768	22.926	4	10:29:12.672	1:04.362	+0.718	22.065	19.037	23.260
5	10:30:10.359	1:03.038		21.491	18.687	22.860	5	10:30:16.401	1:03.729	+0.085	21.699	18.925	23.105
6	10:31:13.411	1:03.052	+0.014	21.394	18.725	22.933	6	10:31:20.045	1:03.644		21.645	18.873	23.126
(73) Kenzo Aerts							(22) Daniel Louko						
1	10:25:56.110	1:06.193	+2.797	23.199	19.335	23.659	1	10:26:01.406	1:08.966	+5.740	25.716	19.764	23.486
2	10:27:00.423	1:04.313	+0.917	21.933	19.024	23.356	2	10:27:05.617	1:04.211	+0.985	22.018	19.006	23.187
3	10:28:04.310	1:03.887	+0.491	21.698	18.778	23.411	3	10:28:09.990	1:04.373	+1.147	21.828	19.026	23.519
4	10:29:07.789	1:03.479	+0.083	21.544	18.866	23.069	4	10:29:14.196	1:04.206	+0.980	21.880	19.312	23.014
5	10:30:11.185	1:03.396		21.435	18.837	23.124	5	10:30:17.657	1:03.461	+0.235	21.669	18.849	22.943
6	10:31:14.778	1:03.593	+0.197	21.679	18.814	23.100	6	10:31:20.883	1:03.226		21.560	18.732	22.934
(27) Ayrton Simmons							(58) Dzianis Slavinski						
1	10:25:58.662	1:08.678	+5.991	25.937	19.502	23.239	1	10:26:02.357	1:12.230	+8.892	29.064	19.746	23.420
2	10:27:02.182	1:03.520	+0.833	21.771	18.810	22.939	2	10:27:06.071	1:03.714	+0.376	21.842	18.882	22.990
3	10:28:06.569	1:04.387	+1.700	22.183	19.242	22.962	3	10:28:10.166	1:04.095	+0.757	21.874	18.830	23.391
4	10:29:09.731	1:03.162	+0.475	21.624	18.730	22.808	4	10:29:14.540	1:04.374	+1.036	22.161	19.182	23.031
5	10:30:12.615	1:02.884	+0.197	21.498	18.591	22.795	5	10:30:17.909	1:03.369	+0.031	21.625	18.789	22.955
6	10:31:15.302	1:02.687		21.433	18.541	22.713	6	10:31:21.247	1:03.338		21.597	18.790	22.951
(79) Natael Cantin							(18) Cristian Davies						
1	10:25:57.788	1:07.802	+4.873	24.952	19.551	23.299	1	10:26:00.558	1:09.586	+5.943	26.554	19.555	23.477
2	10:27:01.591	1:03.803	+0.874	21.764	19.043	22.996	2	10:27:04.843	1:04.285	+0.642	22.229	19.018	23.038
3	10:28:07.005	1:05.414	+2.485	22.839	19.522	23.053	3	10:28:09.782	1:04.939	+1.296	22.052	19.302	23.585
4	10:29:10.214	1:03.209	+0.280	21.513	18.853	22.843	4	10:29:14.820	1:05.038	+1.395	21.952	19.894	23.192
5	10:30:13.143	1:02.929		21.478	18.662	22.789	5	10:30:18.463	1:03.643		21.681	18.936	23.026
6	10:31:16.115	1:02.972	+0.043	21.449	18.641	22.882	6	10:31:22.110	1:03.647	+0.004	21.600	18.884	23.163
(68) Owen Byatt							(80) Adam Haikal						
1	10:25:57.926	1:07.716	+4.206	24.901	19.477	23.338	1	10:26:01.979	1:11.929	+8.932	23.899	24.426	23.604
2	10:27:02.432	1:04.506	+0.996	22.117	19.090	23.299	2	10:27:05.946	1:03.967	+0.970	21.907	18.928	23.132
3	10:28:06.834	1:04.402	+0.892	22.062	19.303	23.037	3	10:28:10.296	1:04.350	+1.353	22.203	18.841	23.306
4	10:29:10.573	1:03.739	+0.229	21.630	19.082	23.027	4	10:29:15.713	1:05.417	+2.420	22.459	19.758	23.200
5	10:30:14.083	1:03.510		21.520	18.724	23.266	5	10:30:19.182	1:03.469	+0.472	21.589	18.761	23.119
6	10:31:19.310	1:05.227	+1.717	22.295	19.498	23.434	6	10:31:22.179	1:02.997		21.344	18.699	22.954
(81) Lauri Leppa							(62) Oliver Rasmussen						
1	10:25:57.568	1:07.518	+4.315	24.415	19.619	23.484	1	10:26:03.280	1:12.711	+9.434	28.268	20.749	23.694
2	10:27:01.432	1:03.864	+0.661	21.567	19.046	23.251	2	10:27:08.166	1:04.886	+1.609	22.536	19.010	23.340
3	10:28:07.372	1:05.940	+2.737	22.760	19.959	23.221	3	10:28:12.373	1:04.207	+0.930	21.921	18.979	23.307
4	10:29:10.983	1:03.611	+0.408	22.054	18.728	22.829	4	10:29:16.272	1:03.899	+0.622	21.749	18.987	23.163
5	10:30:14.186	1:03.203		21.530	18.696	22.977	5	10:30:19.549	1:03.277		21.656	18.768	22.853
6	10:31:19.381	1:05.195	+1.992	22.252	19.531	23.412	6	10:31:22.826	1:03.277		21.479	18.800	22.998
(71) Olli Caldwell							(83) Taymour Kermanshahchi						
1	10:26:00.158	1:09.393	+6.242	26.407	19.453	23.533	1	10:25:58.183	1:07.908	+4.863	25.300	19.333	23.275
2	10:27:03.747	1:03.589	+0.438	21.916	18.761	22.912	2	10:27:01.730	1:03.547	+0.502	21.624	18.944	22.979
3	10:28:07.568	1:03.821	+0.670	21.807	18.864	23.150							
4	10:29:10.719	1:03.151		21.802	18.611	22.738							
5	10:30:14.123	1:03.404	+0.253	21.627	18.638	23.139							
6	10:31:19.480	1:05.357	+2.206	22.479	19.505	23.373							
(66) Tim Mika Metz													

Timekeeping M. Wagner:

Clerk of the course Thomas Lainer:

Steward Horst Seidel:

Chief Scrutineer Paul Klaassen:





Rotax Euro Challenge Salbris/France

Rotax Juniors

Salbris 1,477 Km

Second Chance Heat

05.04.2015 10:20

Race (6 Laps) started at 10:24:49

Lap	Time of Day	Lap Tm	Diff	S1 Tm	S2 Tm	S3 Tm	Lap	Time of Day	Lap Tm	Diff	S1 Tm	S2 Tm	S3 Tm
3	10:28:13.495	1:11.765	+8.720	29.660	19.223	22.882	5	10:30:25.451	1:04.900	+0.472	22.395	19.294	23.211
4	10:29:16.829	1:03.334	+0.289	21.569	18.780	22.985	6	10:31:30.464	1:05.013	+0.585	22.567	19.233	23.213
5	10:30:20.118	1:03.289	+0.244	21.565	18.714	23.010							
6	10:31:23.163	1:03.045		21.440	18.699	22.906							
(70) Dimitrios Tsimpris							(99) Oscar Palomo Ortiz						
1	10:26:04.691	1:13.450	+10.368	29.179	20.647	23.624	1	10:26:03.076	1:12.334	+8.044	27.987	20.354	23.993
2	10:27:09.800	1:05.109	+2.027	21.896	19.922	23.291	2	10:27:11.038	1:07.962	+3.672	23.491	20.402	24.069
3	10:28:13.316	1:03.516	+0.434	21.728	18.819	22.969	3	10:28:18.776	1:07.738	+3.448	22.513	20.987	24.238
4	10:29:17.027	1:03.711	+0.629	21.978	18.829	22.904	4	10:29:23.461	1:04.685	+0.395	22.093	19.238	23.354
5	10:30:20.831	1:03.804	+0.722	22.134	18.837	22.833	5	10:30:28.145	1:04.684	+0.394	21.965	19.035	23.684
6	10:31:23.913	1:03.082		21.340	18.889	22.853	6	10:31:32.435	1:04.290		21.790	19.029	23.471
(33) Antoine Perceval							(19) Jack Spinola						
1	10:26:03.929	1:13.102	+10.030	30.121	19.716	23.265	1	10:26:08.684	1:17.788	+10.038	29.125	23.121	25.542
2	10:27:10.574	1:06.645	+3.573	22.432	19.257	24.956	2	10:27:20.379	1:11.695	+3.945	23.877	21.125	26.693
3	10:28:15.160	1:04.586	+1.514	22.521	18.984	23.081	3	10:28:31.072	1:10.693	+2.943	23.971	20.709	26.013
4	10:29:18.464	1:03.304	+0.232	21.730	18.698	22.876	4	10:29:40.395	1:09.323	+1.573	23.839	20.653	24.831
5	10:30:21.536	1:03.072		21.545	18.675	22.852	5	10:30:48.363	1:07.968	+0.218	23.161	20.517	24.290
6	10:31:25.323	1:03.787	+0.715	22.010	18.847	22.930	6	10:31:56.113	1:07.750		23.187	20.335	24.228
(72) Lukas Dunner							(39) Hugo Andersson						
1	10:26:03.819	1:12.656	+8.834	29.146	20.154	23.356	1	10:26:35.153	1:45.208	+41.294	1:01.521	19.960	23.727
2	10:27:08.693	1:04.874	+1.052	22.402	19.213	23.259	2	10:27:40.288	1:05.135	+1.221	22.304	19.280	23.551
3	10:28:12.784	1:04.091	+0.269	21.881	19.033	23.177	3	10:28:44.788	1:04.500	+0.586	21.900	19.275	23.325
4	10:29:16.606	1:03.822		21.698	19.084	23.040	4	10:29:49.163	1:04.375	+0.461	22.018	19.125	23.232
5	10:30:21.489	1:04.883	+1.061	22.721	19.023	23.139	5	10:30:53.085	1:03.922	+0.008	21.603	18.987	23.332
6	10:31:25.865	1:04.376	+0.554	22.345	19.006	23.025	6	10:31:56.999	1:03.914		21.774	18.824	23.316
(67) Mateusz Pyłka							(45) Kilian Meyer						
1	10:25:59.905	1:09.407	+4.630	25.994	19.739	23.674	1	10:25:58.500	1:08.142	+3.851	25.341	19.462	23.339
2	10:27:04.682	1:04.777		22.121	19.159	23.497	2	10:27:02.791	1:04.291		22.144	19.016	23.131
3	10:28:09.926	1:05.244	+0.467	22.094	19.582	23.568	3	10:28:07.304	1:04.513	+0.222	22.131	19.317	23.065
4	10:29:16.532	1:06.606	+1.829	22.730	20.725	23.151							
5	10:30:21.429	1:04.897	+0.120	22.344	19.329	23.224							
6	10:31:26.289	1:04.860	+0.083	21.951	19.623	23.286							
(82) Nazim Azman							(57) Alejandro Schimpf						
1	10:28:06.886	1:15.766	+11.996	32.357	19.730	23.679	1	10:26:03.371	1:12.462		28.502	19.896	24.064
2	10:27:11.881	1:04.995	+1.225	21.994	19.132	23.869	2	10:27:18.149	1:14.778	+2.316	22.684	19.183	32.911
3	10:28:16.685	1:04.804	+1.034	22.220	19.284	23.300							
4	10:29:20.662	1:03.977	+0.207	21.865	19.008	23.104							
5	10:30:25.197	1:04.535	+0.765	22.349	18.979	23.207							
6	10:31:28.967	1:03.770		21.654	18.945	23.171							
(21) Phil Doerr							(59) Zviadris Valters						
1	10:26:04.940	1:14.277	+10.277	29.615	20.566	24.096	1	10:26:05.921	1:14.494	+10.465	30.449	20.158	23.887
2	10:27:10.417	1:05.477	+1.477	22.165	19.626	23.686	2	10:27:11.733	1:05.812	+1.783	22.201	19.130	24.481
3	10:28:17.305	1:06.888	+2.888	22.793	20.591	23.504	3	10:28:17.487	1:05.754	+1.725	22.562	19.656	23.536
4	10:29:21.564	1:04.259	+0.259	22.046	18.967	23.246	4	10:29:21.985	1:04.498	+0.469	22.002	19.104	23.392
5	10:30:25.564	1:04.000		21.808	19.115	23.077	5	10:30:26.014	1:04.029		21.735	19.082	23.212
6	10:31:30.045	1:04.481	+0.481	22.279	18.848	23.354	6	10:31:30.287	1:04.273	+0.244	22.084	19.041	23.148
(61) Charlie Andersen													
1	10:26:05.031	1:13.442	+9.014	29.719	19.881	23.842							
2	10:27:10.342	1:05.311	+0.883	22.145	19.669	23.497							
3	10:28:16.123	1:05.781	+1.353	22.741	19.602	23.438							
4	10:29:20.551	1:04.428		22.014	19.091	23.323							

Timekeeping M. Wagner: Clerk of the course Thomas Lainer:

Steward Horst Seidel: Chief Scrutineer Paul Klaassen:

Rotax Euro Challenge
 Class: Juniors
 Date/Time: 05.04.2015 11:40

Track: Salbris / France
 Heat: Prefinal
 Laps: 10

Edition 1

Owen Byatt	68	2nd Chance 5	17	Lauri Leppa	81	2nd Chance 6
	33				34	
Kenzo Aerts	73	2nd Chance 3	16	Ayrton Simmons	27	2nd Chance 4
	31				32	
Quentin Dupuis	84	2nd Chance 1	15	Nicolas Schoell	16	2nd Chance 2
	29				30	
Alain Delon Thompson	52	Points 45 Quali Rank 9	14	Manuel Sulaiman	76	Points 45 Quali Rank 41
	27				28	
Arthur Carbonnel	74	Points 43 Quali Rank 44	13	Zak Fulk	49	Points 44 Quali Rank 4
	25				26	
Dikkie van der Wal	51	Points 42 Quali Rank 34	12	Adam Eteki	25	Points 42 Quali Rank 37
	23				24	
Jakub Bezel	64	Points 38 Quali Rank 24	11	Louis Henkefend	63	Points 40 Quali Rank 28
	21				22	
Jean Nomblot	65	Points 37 Quali Rank 31	10	Enzo Valente	75	Points 37 Quali Rank 39
	19				20	
Johnathan Hoggard	78	Points 35 Quali Rank 26	9	Fin Kenneally	34	Points 37 Quali Rank 5
	17				18	
Kiern Jewiss	20	Points 34 Quali Rank 6	8	Scott Symons	46	Points 34 Quali Rank 29
	15				16	
Axel Charpentier	31	Points 31 Quali Rank 19	7	Ido Cohen	35	Points 31 Quali Rank 40
	13				14	
Enzo Coursimault	23	Points 27 Quali Rank 7	6	Dean MacDonald	3	Points 29 Quali Rank 11
	11				12	
Alex Quinn	5	Points 25 Quali Rank 42	5	Lluc Ibanez	32	Points 26 Quali Rank 15
	9				10	
Tom Canning	44	Points 24 Quali Rank 14	4	Mark Kimber	47	Points 25 Quali Rank 3
	7				8	
Javier Gonzalez	69	Points 16 Quali Rank 23	3	Jordan Brown-Nutley	17	Points 22 Quali Rank 13
	5				6	
Oliver York	24	Points 9 Quali Rank 17	2	Florian Venturi	60	Points 11 Quali Rank 12
	3				4	
Jack McCarthy	8	Points 0 Quali Rank 1	1	Tom Gamble	54	Points 3 Quali Rank 2
	1				2	

Pole Position



Clerk of the course Thomas Lainer:
 Stewards (Chairman) Horst Seidel:

Scrutineer Paul Klaassen:
 Timekeeping M. Wagner:



Rotax Euro Challenge Salbris/France

Rotax Juniors

Salbris 1,477 Km

Pre-Final

05.04.2015 11:40

Race (10 Laps) started at 11:42:55


Pos	No.	Name	Nat.	Chassis	Race Team	Laps	Total Tm	Diff	Best Tm	In Lap	km/h	Points
1	8	Jack McCarthy	GBR	Tonykart	Strawberry Racing	10	10:37.820		1:02.953	6	84,463	34
2	17	Jordan Brown-Nutley	GBR	Tonykart	CRM	10	10:37.899	0.079	1:02.755	6	84,730	33
3	20	Kiern Jewiss	GBR	Tonykart	Strawberry Racing	10	10:39.059	1.239	1:02.919	5	84,509	32
4	34	Fin Kenneally	GBR	Kosmic	Aim Motorsport	10	10:40.055	2.235	1:03.014	7	84,381	31
5	24	Oliver York	GBR	Kosmic	Aim Motorsport	10	10:40.124	2.304	1:02.986	6	84,419	30
6	78	Johnathan Hoggard	GBR	Tonykart	KR Sport	10	10:40.633	2.813	1:03.156	9	84,192	29
7	31	Axel Charpentier	GBR	Tonykart	Strawberry Racing	10	10:41.185	3.365	1:02.707	9	84,794	28
8	69	Javier Gonzalez	MEX	Kosmic	Paul Carr Racing	10	10:41.628	3.808	1:03.218	8	84,109	27
9	44	Tom Canning	GBR	FA Kart	Dan Holland Racing	10	10:42.599	4.779	1:03.009	7	84,388	26
10	5	Alex Quinn	GBR	CRG	CRG SPA	10	10:44.063	6.243	1:03.507	9	83,726	25
11	49	Zak Fulk	GBR	Tonykart	Coles Racing	10	10:44.367	6.547	1:02.643	9	84,881	24
12	84	Quentin Dupuis	FRA	Birel	MGT	10	10:44.670	6.850	1:03.083	5	84,289	23
13	64	Jakub Bezel	CZE	MSKart	Bezel Petr	10	10:48.635	10.815	1:03.512	4	83,720	22
14	16	Nicolas Schoell	AUT	Tonykart	Speedworld Academy	10	10:49.301	11.481	1:02.962	5	84,451	21
15	47	Mark Kimber	GBR	FA Kart	Dan Holland Racing	10	10:49.917	12.097	1:03.249	4	84,068	20
16	51	Dikkie van der Wal	NLD	Alonso	Team TKP	10	10:50.307	12.487	1:03.238	6	84,082	19
17	32	Lluc Ibanez	ESP	Kosmic	Binakart	10	10:50.380	12.560	1:02.950	4	84,467	18
18	3	Dean MacDonald	GBR	Kosmic	Aim Motorsport	10	10:50.913	13.093	1:03.038	5	84,349	17
19	52	Alain Delon Thompson	ZAF	BirelART	BirelART/KMS	10	10:51.046	13.226	1:03.099	9	84,268	16
20	46	Scott Symons	GBR	Tonykart	KR Sport	10	10:51.890	14.070	1:03.152	5	84,197	15
21	73	Kenzo Aerts	BEL	OTK	Daems Racing	10	10:53.215	15.395	1:03.112	7	84,250	14
22	76	Manuel Sulaiman	MEX	Tonykart	KR Sport	10	10:53.393	15.573	1:03.476	7	83,767	13
23	60	Florian Venturi	FRA	FA Kart	DSS	10	10:53.830	16.010	1:02.752	8	84,734	12
24	63	Louis Henkefend	DEU	Alonso	Team TKP	10	10:54.090	16.270	1:03.287	4	84,017	11
25	68	Owen Byatt	GBR	Kosmic	Aim Motorsport	10	10:54.602	16.782	1:03.940	5	83,159	10
26	23	Enzo Coursimault	FRA	Kosmic/Sodika	PKS	10	10:54.975	17.155	1:03.257	7	84,057	9
27	27	Ayrton Simmons	GBR	Tonykart	Coles Racing	10	10:58.722	20.902	1:03.034	7	84,354	8
28	25	Adam Eteki	FRA	Tonykart	SG Drivers	10	10:58.853	21.033	1:03.102	5	84,264	7
29	81	Lauri Leppa	FIN	Tonykart	VRT	10	10:58.962	21.142	1:03.515	9	83,716	6
30	74	Arthur Carbonnel	FRA	Birelart	Universal Drivers	10	10:59.188	21.368	1:03.401	9	83,866	5
31	65	Jean Nombrot	FRA	Sodi	Kart Pro Racing KPR	10	10:59.399	21.579	1:03.233	8	84,089	4
32	35	Ido Cohen	ISR	CRG	CRG SPA	10	11:00.236	22.416	1:03.114	5	84,248	3
33	54	Tom Gamble	GBR	FA Kart	Dan Holland Racing	10	11:18.976	41.156	1:02.889	4	84,549	2
34	75	Enzo Valente	FRA	Sodi	Kart Pro Racing KPR	5	5:35.743	5 Laps	1:04.736	4	82,137	1

Announcements

These results are provisional until the conclusion of any judicial and technical matters!
 No. 52 + 23 + 65 + 27 + 35 warning board / time penalty 5 sec

Margin of Victory	Ø km/h	Best Lap Tm	km/h	Best Lap by
0.079	83,365	1:02.643	84,881	49 - Zak Fulk

Official Timing www.rgmmc.com Orbits

Timekeeping M. Wagner:  Clerk of the course Thomas Lainer: www.mylaps.com
 Steward Horst Seidel: Chief Scrutineer Paul Klaassen: Licensed to: Motorsport Events
 Printed: 05.04.2015 12:22:30 posted at: h

Rotax Euro Challenge Salbris/France

Rotax Juniors

Salbris 1,477 Km

Pre-Final

05.04.2015 11:40

Race (10 Laps) started at 11:42:55

Lap	Time of Day	Lap Tm	Diff	S1 Tm	S2 Tm	S3 Tm	Lap	Time of Day	Lap Tm	Diff	S1 Tm	S2 Tm	S3 Tm
(8) Jack McCarthy													
1	11:43:59.967	1:04.652	+1.699	22.467	19.023	23.162	5	11:48:17.730	1:03.702	+0.546	21.891	18.815	22.996
2	11:45:04.683	1:04.716	+1.763	22.296	19.113	23.307	6	11:49:21.173	1:03.443	+0.287	21.557	18.813	23.073
3	11:46:08.262	1:03.579	+0.626	21.697	18.895	22.987	7	11:50:24.565	1:03.392	+0.236	21.548	18.723	23.121
4	11:47:11.594	1:03.332	+0.379	21.558	18.803	22.971	8	11:51:27.947	1:03.382	+0.226	21.498	18.764	23.120
5	11:48:14.708	1:03.114	+0.161	21.433	18.769	22.912	9	11:52:31.103	1:03.156	21.435	18.699	23.022	
6	11:49:17.661	1:02.953		21.425	18.679	22.849	10	11:53:35.936	1:04.833	+1.677	21.614	19.862	23.357
7	11:50:21.562	1:03.901	+0.948	22.146	18.827	22.928	(31) Axel Charpentier						
8	11:51:24.855	1:03.293	+0.340	21.607	18.806	22.880	1	11:44:05.720	1:09.915	+7.208	26.670	19.923	23.322
9	11:52:28.714	1:03.859	+0.906	22.059	18.744	23.056	2	11:45:10.071	1:04.351	+1.644	21.962	19.399	22.990
10	11:53:33.123	1:04.409	+1.456	21.921	19.386	23.102	3	11:46:14.179	1:04.108	+1.401	21.496	19.245	23.367
(17) Jordan Brown-Nutley													
1	11:44:01.973	1:06.528	+3.773	24.510	18.987	23.031	4	11:47:17.081	1:02.902	+0.195	21.548	18.728	22.626
2	11:45:06.193	1:04.220	+1.465	22.072	19.037	23.111	5	11:48:20.189	1:03.108	+0.401	21.509	18.724	22.875
3	11:46:09.520	1:03.327	+0.572	21.594	18.776	22.957	6	11:49:23.282	1:03.093	+0.386	21.518	18.676	22.899
4	11:47:12.380	1:02.860	+0.105	21.422	18.649	22.789	7	11:50:26.325	1:03.043	+0.336	21.409	18.685	22.949
5	11:48:15.213	1:02.833	+0.078	21.387	18.658	22.788	8	11:51:29.188	1:02.863	+0.156	21.375	18.669	22.819
6	11:49:17.968	1:02.755		21.351	18.648	22.756	9	11:52:31.895	1:02.707	21.300	18.619	22.788	
7	11:50:21.316	1:03.348	+0.593	21.710	18.731	22.907	10	11:53:36.488	1:04.593	+1.886	21.443	19.351	23.799
8	11:51:24.931	1:03.615	+0.860	21.687	18.733	23.195	(69) Javier Gonzalez						
9	11:52:28.904	1:03.973	+1.218	22.306	18.650	23.017	1	11:44:00.512	1:05.039	+1.821	22.680	19.145	23.214
10	11:53:33.202	1:04.298	+1.543	21.803	19.423	23.072	2	11:45:05.071	1:04.559	+1.341	22.108	19.275	23.176
(20) Kiern Jewiss													
1	11:44:01.773	1:05.897	+2.978	23.757	18.900	23.240	3	11:46:08.831	1:03.760	+0.542	21.626	18.911	23.223
2	11:45:06.444	1:04.671	+1.752	22.141	19.085	23.445	4	11:47:12.124	1:03.293	+0.075	21.555	18.786	22.952
3	11:46:09.898	1:03.454	+0.535	21.703	18.772	22.979	5	11:48:15.742	1:03.618	+0.400	21.854	18.809	22.955
4	11:47:12.921	1:03.023	+0.104	21.371	18.725	22.927	6	11:49:19.083	1:03.341	+0.123	21.576	18.837	22.928
5	11:48:15.840	1:02.919		21.360	18.830	22.729	7	11:50:22.445	1:03.362	+0.144	21.511	18.838	23.013
6	11:49:18.952	1:03.112	+0.193	21.401	18.759	22.952	8	11:51:25.663	1:03.218	21.484	18.817	22.917	
7	11:50:22.328	1:03.376	+0.457	21.503	18.826	23.047	9	11:52:29.813	1:04.150	+0.932	22.531	18.727	22.892
8	11:51:25.497	1:03.169	+0.250	21.481	18.763	22.925	10	11:53:36.931	1:07.118	+3.900	22.568	20.386	24.164
9	11:52:29.734	1:04.237	+1.318	22.348	18.810	23.079	(44) Tom Canning						
10	11:53:34.362	1:04.628	+1.709	22.267	19.248	23.113	1	11:44:06.000	1:10.465	+7.456	26.586	20.123	23.756
(34) Fin Kenneally													
1	11:44:03.642	1:07.640	+4.626	25.232	19.350	23.058	2	11:45:10.189	1:04.189	+1.180	22.068	19.208	22.913
2	11:45:07.837	1:04.195	+1.181	22.169	18.927	23.099	3	11:46:14.640	1:04.451	+1.442	21.627	19.312	23.512
3	11:46:10.951	1:03.114	+0.100	21.526	18.724	22.864	4	11:47:18.216	1:03.576	+0.567	21.789	18.872	22.915
4	11:47:14.082	1:03.131	+0.117	21.507	18.699	22.925	5	11:48:21.346	1:03.130	+0.121	21.642	18.761	22.727
5	11:48:17.138	1:03.056	+0.042	21.614	18.622	22.820	6	11:49:25.144	1:03.798	+0.789	22.053	18.824	22.921
6	11:49:20.401	1:03.263	+0.249	21.475	18.863	22.925	7	11:50:28.153	1:03.009		21.384	18.730	22.895
7	11:50:23.415	1:03.014		21.413	18.698	22.903	8	11:51:31.546	1:03.393	+0.384	21.615	18.730	23.048
8	11:51:26.629	1:03.214	+0.200	21.433	18.852	22.929	9	11:52:34.619	1:03.073	+0.064	21.342	18.806	22.925
9	11:52:29.876	1:03.247	+0.233	21.779	18.721	22.747	10	11:53:37.902	1:03.283	+0.274	21.481	18.820	22.982
10	11:53:35.358	1:05.482	+2.468	22.210	19.819	23.453	(5) Alex Quinn						
(24) Oliver York													
1	11:44:00.116	1:04.722	+1.736	22.700	18.894	23.128	1	11:44:03.423	1:07.781	+4.274	25.172	19.318	23.291
2	11:45:04.830	1:04.714	+1.728	22.441	19.128	23.145	2	11:45:08.948	1:05.525	+2.018	22.701	19.119	23.705
3	11:46:08.408	1:03.578	+0.592	21.739	18.841	22.998	3	11:46:13.033	1:04.085	+0.578	22.094	18.926	23.065
4	11:47:11.747	1:03.339	+0.353	21.590	18.831	22.918	4	11:47:16.797	1:03.764	+0.257	21.773	18.977	23.014
5	11:48:14.815	1:03.068	+0.082	21.490	18.712	22.866	5	11:48:20.629	1:03.832	+0.325	21.736	19.145	22.951
6	11:49:17.801	1:02.986		21.393	18.776	22.817	6	11:49:24.529	1:03.900	+0.393	21.981	18.895	23.024
7	11:50:21.198	1:03.397	+0.411	21.637	18.687	23.073	7	11:50:28.102	1:03.573	+0.066	21.700	18.825	23.048
8	11:51:25.130	1:03.932	+0.946	22.274	18.768	22.890	8	11:51:32.027	1:03.925	+0.418	22.002	18.904	23.019
9	11:52:30.031	1:04.901	+1.915	23.194	19.000	22.707	9	11:52:35.534	1:03.507	21.616	18.835	23.056	
10	11:53:35.427	1:05.396	+2.410	22.229	19.796	23.371	10	11:53:39.366	1:03.832	+0.325	21.765	18.957	23.110
(78) Johnathan Hoggard													
1	11:44:01.918	1:05.924	+2.768	23.318	19.049	23.557	(49) Zak Fulk						
2	11:45:06.970	1:05.052	+1.896	22.693	19.120	23.239	1	11:44:09.030	1:12.336	+9.693	30.047	19.292	22.997
3	11:46:10.613	1:03.643	+0.487	21.653	18.831	23.159	2	11:45:12.754	1:03.724	+1.081	22.015	18.862	22.847
4	11:47:14.028	1:03.415	+0.259	21.692	18.743	22.980	3	11:46:18.022	1:05.268	+2.625	22.506	19.771	22.991
(8) Jack McCarthy													
5	11:48:14.708	1:03.114	+0.161	21.433	18.769	22.912	4	11:47:21.294	1:03.272	+0.629	21.868	18.692	22.712
6	11:49:17.661	1:02.953		21.425	18.679	22.849	5	11:48:24.961	1:03.667	+1.024	21.781	19.201	22.685
7	11:50:21.562	1:03.901	+0.948	22.146	18.827	22.928	6	11:49:27.979	1:03.018	+0.375	21.398	18.842	22.778
8	11:51:24.855	1:03.293	+0.340	21.607	18.806	22.880	7	11:50:31.495	1:03.516	+0.873	21.499	19.146	22.871
9	11:52:28.714	1:03.859	+0.906	22.059	18.744	23.056	8	11:51:34.269	1:02.774	+0.131	21.356	18.659	22.759
10	11:53:33.123	1:04.409	+1.456	21.921	19.386	23.102	9	11:52:36.912	1:02.643	21.409	18.563	22.671	
(31) Axel Charpentier													
1	11:44:05.720	1:09.915	+7.208	26.670	19.923	23.322	10	11:53:39.670	1:02.758	+0.115	21.266	18.745	22.747
2	11:45:10.071	1:04.351	+1.644	21.962	19.399	22.990	(69) Javier Gonzalez						
3	11:46:14.179	1:04.108	+1.401	21.496	19.245	23.367	1	11:44:00.512	1:05.039	+1.821	22.680	19.145	23.214
4	11:47:17.081	1:02.902	+0.195	21.548	18.728	22.626	2	11:45:05.071	1:04.559	+1.341	22.108	19.275	23.176
5	11:48:20.189	1:03.108	+0.401	21.509	18.724	22.875	3	11:46:08.831	1:03.760	+0.542	21.626	18.911	23.223
6	11:49:23.282	1:03.093	+0.386	21.518	18.676	22.899	4	11:47:12.124	1:03.293	+0.075	21.555	18.786	22.952
7	11:50:26.325	1:03.043	+0.336	21.409	18.685	22.949	5	11:48:15.742	1:03.618	+0.400	21.854	18.809	22.955
8	11:51:29.188	1:02.863	+0.156	21.375	18.669	22.819	6	11:49:19.083	1:03.341	+0.123	21.576	18.837	22.928
9	11:52:31.895	1:02.707	21.300	18.619	22.788	22.788	7	11:50:22.445	1:03.362	+0.144	21.511	18.838	23.013
10	11:53:36.488	1:04.593	+1.886	21.443	19.351	23.799	8	11:51:25.663	1:03.218	21.484	18.817	22.917	
(20) Kiern Jewiss													

Rotax Euro Challenge Salbris/France

Rotax Juniors

Salbris 1,477 Km

Pre-Final

05.04.2015 11:40

Race (10 Laps) started at 11:42:55

Lap	Time of Day	Lap Tm	Diff	S1 Tm	S2 Tm	S3 Tm	Lap	Time of Day	Lap Tm	Diff	S1 Tm	S2 Tm	S3 Tm
(84) Quentin Dupuis							5	11:48:24.589	1:03.998	+1.048	22.396	18.885	22.717
1	11:44:06.229	1:09.274	+6.191	26.317	19.650	23.307	6	11:49:27.869	1:03.280	+0.330	21.387	19.104	22.789
2	11:45:11.281	1:05.052	+1.969	22.695	19.336	23.021	7	11:50:31.793	1:03.924	+0.974	21.515	19.514	22.895
3	11:46:15.265	1:03.984	+0.901	21.962	18.988	23.034	8	11:51:36.670	1:04.877	+1.927	22.003	19.242	23.632
4	11:47:19.687	1:04.422	+1.339	22.028	19.470	22.924	9	11:52:42.359	1:05.689	+2.739	22.911	19.700	23.078
5	11:48:22.770	1:03.083		21.524	18.753	22.806	10	11:53:45.683	1:03.324	+0.374	21.544	18.883	22.897
6	11:49:26.398	1:03.628	+0.545	21.449	19.237	22.942	(3) Dean MacDonald						
7	11:50:30.041	1:03.643	+0.560	21.851	18.759	23.033	1	11:44:15.665	1:19.970	+16.932	37.246	19.374	23.350
8	11:51:33.446	1:03.405	+0.322	21.568	18.822	23.015	2	11:45:19.408	1:03.743	+0.705	21.821	18.914	23.008
9	11:52:36.596	1:03.150	+0.067	18.657	22.970	22.970	3	11:46:22.860	1:03.452	+0.414	21.623	18.836	22.993
10	11:53:39.973	1:03.377	+0.294	21.452	18.994	22.931	4	11:47:25.978	1:03.118	+0.080	21.479	18.758	22.881
(64) Jakub Bezel							5	11:48:29.016	1:03.038		21.528	18.741	22.769
1	11:44:05.479	1:09.151	+5.639	25.632	20.165	23.354	6	11:49:32.254	1:03.238	+0.200	21.598	18.816	22.824
2	11:45:10.755	1:05.276	+1.764	22.299	19.900	23.077	7	11:50:35.369	1:03.115	+0.077	21.490	18.816	22.809
3	11:46:14.932	1:04.177	+0.665	21.848	18.954	23.375	8	11:51:38.630	1:03.261	+0.223	21.449	18.899	22.913
4	11:47:18.444	1:03.512		21.705	18.835	22.972	9	11:52:42.667	1:04.037	+0.999	21.471	19.338	23.228
5	11:48:22.165	1:03.721	+0.209	21.947	18.895	22.879	10	11:53:46.216	1:03.549	+0.511	21.741	18.807	23.001
6	11:49:26.115	1:03.950	+0.438	21.748	19.270	22.932	(52) Alain Delon Thompson						
7	11:50:30.968	1:04.853	+1.341	22.864	18.983	23.006	1	11:44:07.116	1:10.367	+7.268	27.353	19.762	23.252
8	11:51:36.359	1:05.391	+1.879	23.231	19.106	23.054	2	11:45:12.412	1:05.296	+2.197	22.333	19.388	23.575
9	11:52:40.236	1:03.877	+0.365	21.867	18.847	23.163	3	11:46:16.247	1:03.835	+0.736	21.969	18.956	22.910
10	11:53:43.938	1:03.702	+0.190	21.712	18.907	23.083	4	11:47:20.078	1:03.831	+0.732	21.970	18.951	22.910
(16) Nicolas Schoell							5	11:48:23.725	1:03.647	+0.548	21.993	18.844	22.810
1	11:44:06.398	1:09.418	+6.456	26.459	19.676	23.283	6	11:49:27.008	1:03.283	+0.184	21.599	18.880	22.804
2	11:45:11.034	1:04.636	+1.674	22.422	19.192	23.022	7	11:50:31.026	1:04.018	+0.919	22.033	19.013	22.972
3	11:46:15.001	1:03.967	+1.005	22.144	18.783	23.040	8	11:51:34.488	1:03.462	+0.363	21.569	18.776	23.117
4	11:47:18.753	1:03.752	+0.790	21.935	18.749	23.068	9	11:52:37.587	1:03.099		21.426	18.774	22.899
5	11:48:21.715	1:02.962		21.527	18.627	22.808	10	11:53:41.349	1:03.762	+0.663	21.531	19.025	23.206
6	11:49:26.179	1:04.464	+1.502	22.105	19.479	22.880	(46) Scott Symons						
7	11:50:31.347	1:05.168	+2.206	22.669	19.592	22.907	1	11:44:04.968	1:09.045	+5.893	25.879	19.760	23.406
8	11:51:36.239	1:04.892	+1.930	22.239	19.600	23.053	2	11:45:09.367	1:04.399	+1.247	21.977	19.365	23.057
9	11:52:41.160	1:04.921	+1.959	22.580	19.260	23.081	3	11:46:14.574	1:05.207	+2.055	21.916	19.435	23.856
10	11:53:44.604	1:03.444	+0.482	21.551	18.836	23.057	4	11:47:18.035	1:03.461	+0.309	21.626	18.829	23.006
(47) Mark Kimber							5	11:48:21.187	1:03.152		21.522	18.735	22.895
1	11:44:04.268	1:08.747	+5.498	25.521	19.633	23.593	6	11:49:31.159	1:09.972	+6.820	22.608	24.100	23.264
2	11:45:09.219	1:04.951	+1.702	22.583	19.247	23.121	7	11:50:34.714	1:03.555	+0.403	21.571	18.876	23.108
3	11:46:13.661	1:04.442	+1.193	22.001	19.381	23.060	8	11:51:38.560	1:03.846	+0.694	21.961	18.904	22.981
4	11:47:16.910	1:03.249		21.603	18.786	22.860	9	11:52:42.918	1:04.358	+1.206	21.895	19.146	23.317
5	11:48:20.699	1:03.789	+0.540	21.947	18.940	22.902	10	11:53:47.193	1:04.275	+1.123	22.290	18.863	23.122
6	11:49:29.589	1:08.890	+5.641	26.983	19.026	22.881	(73) Kenzo Aerts						
7	11:50:32.850	1:03.261	+0.012	21.541	18.849	22.871	1	11:44:06.778	1:09.729	+6.617	26.310	19.928	23.491
8	11:51:36.775	1:03.925	+0.676	21.990	18.846	23.089	2	11:45:12.012	1:05.234	+2.122	22.373	19.261	23.600
9	11:52:41.615	1:04.840	+1.591	22.187	19.651	23.002	3	11:46:17.603	1:05.591	+2.479	22.304	20.034	23.253
10	11:53:45.220	1:03.605	+0.356	21.668	18.901	23.036	4	11:47:21.229	1:03.626	+0.514	21.884	18.702	23.040
(51) Dikkie van der Wal							5	11:48:25.400	1:04.171	+1.059	22.070	19.083	23.018
1	11:44:08.974	1:12.566	+9.328	29.953	19.404	23.209	6	11:49:30.244	1:04.844	+1.732	22.713	19.062	23.069
2	11:45:13.112	1:04.138	+0.900	22.130	18.995	23.013	7	11:50:33.356	1:03.112		21.343	18.755	23.014
3	11:46:17.071	1:03.959	+0.721	21.950	19.068	22.941	8	11:51:37.306	1:03.950	+0.838	21.703	19.177	23.070
4	11:47:20.438	1:03.367	+0.129	21.579	18.857	22.931	9	11:52:43.250	1:05.944	+2.832	22.010	19.792	24.142
5	11:48:24.521	1:04.083	+0.845	22.472	18.820	22.791	10	11:53:48.518	1:05.268	+2.156	22.555	19.459	23.254
6	11:49:27.759	1:03.238		21.378	19.027	22.833	(76) Manuel Sulaiman						
7	11:50:31.959	1:04.200	+0.962	21.473	19.823	22.904	1	11:44:11.751	1:14.996	+11.520	31.752	19.658	23.586
8	11:51:36.501	1:04.542	+1.304	21.971	19.529	23.042	2	11:45:16.116	1:04.365	+0.889	22.088	19.053	23.224
9	11:52:41.952	1:05.451	+2.213	22.369	20.110	22.972	3	11:46:20.617	1:04.501	+1.025	21.782	19.449	23.270
10	11:53:45.610	1:03.658	+0.420	21.622	19.017	23.019	4	11:47:24.587	1:03.970	+0.494	21.849	19.045	23.076
(32) Lluç Ibanez							5	11:48:28.526	1:03.939	+0.463	21.714	19.061	23.164
1	11:44:09.194	1:13.608	+10.658	31.447	19.164	22.997	6	11:49:32.838	1:04.312	+0.836	21.736	18.999	23.577
2	11:45:13.612	1:04.418	+1.468	22.112	18.942	23.364	7	11:50:36.314	1:03.476		21.523	18.847	23.106
3	11:46:17.641	1:04.029	+1.079	21.717	19.241	23.071	8	11:51:39.987	1:03.673	+0.197	21.642	18.881	23.150
4	11:47:20.591	1:02.950		21.655	18.687	22.608	9	11:52:43.623	1:03.636	+0.160	21.680	18.821	23.135
							10	11:53:48.696	1:05.073	+1.597	22.505	19.237	23.331



Rotax Euro Challenge Salbris/France

Rotax Juniors

Salbris 1,477 Km

Pre-Final

05.04.2015 11:40

Race (10 Laps) started at 11:42:55

Lap	Time of Day	Lap Tm	Diff	S1 Tm	S2 Tm	S3 Tm
(60) Florian Venturi						
1	11:44:19.763	1:24.382	+21.630	41.851	19.258	23.273
2	11:45:23.363	1:03.600	+0.848	21.779	18.887	22.934
3	11:46:26.411	1:03.048	+0.296	21.488	18.715	22.845
4	11:47:29.528	1:03.117	+0.365	21.523	18.715	22.879
5	11:48:32.390	1:02.862	+0.110	21.409	18.736	22.717
6	11:49:35.365	1:02.975	+0.223	21.297	18.798	22.880
7	11:50:38.295	1:02.930	+0.178	21.444	18.699	22.787
8	11:51:41.047	1:02.752		21.324	18.671	22.757
9	11:52:43.806	1:02.759	+0.007	21.249	18.658	22.852
10	11:53:49.133	1:05.327	+2.575	22.737	19.231	23.359
(63) Louis Henkendorf						
1	11:44:15.833	1:19.646	+16.359	36.501	19.445	23.700
2	11:45:19.763	1:03.930	+0.643	21.941	18.948	23.041
3	11:46:23.206	1:03.443	+0.156	21.642	18.859	22.942
4	11:47:26.493	1:03.287		21.631	18.781	22.875
5	11:48:30.059	1:03.566	+0.279	21.717	18.909	22.940
6	11:49:33.650	1:03.591	+0.304	21.732	18.838	23.021
7	11:50:37.174	1:03.524	+0.237	21.719	18.776	23.029
8	11:51:40.607	1:03.433	+0.146	21.598	18.817	23.018
9	11:52:44.344	1:03.737	+0.450	21.608	19.032	23.097
10	11:53:49.393	1:05.049	+1.762	22.161	19.732	23.156
(68) Owen Byatt						
1	11:44:05.932	1:08.535	+4.595	25.159	20.025	23.351
2	11:45:10.517	1:04.585	+0.645	22.227	19.329	23.029
3	11:46:14.835	1:04.318	+0.378	21.848	18.886	23.584
4	11:47:19.336	1:04.501	+0.561	22.310	23.040	23.040
5	11:48:23.276	1:03.940		21.738	19.066	23.136
6	11:49:28.648	1:05.372	+1.432	22.249	19.762	23.361
7	11:50:33.237	1:04.589	+0.649	22.226	19.278	23.085
8	11:51:37.772	1:04.535	+0.595	22.221	19.129	23.185
9	11:52:43.530	1:05.758	+1.818	22.200	20.229	23.329
10	11:53:49.905	1:06.375	+2.435	23.132	19.947	23.296
(23) Enzo Coursimault						
1	11:44:05.322	1:09.620	+6.363	26.111	20.170	23.339
2	11:45:10.888	1:05.566	+2.309	22.218	20.368	22.980
3	11:46:15.772	1:04.884	+1.627	22.785	19.082	23.017
4	11:47:19.917	1:04.145	+0.888	22.265	19.045	22.835
5	11:48:25.491	1:05.574	+2.317	23.511	19.128	22.935
6	11:49:29.348	1:03.857	+0.600	22.031	19.022	22.804
7	11:50:32.605	1:03.257		21.642	18.844	22.771
8	11:51:36.944	1:04.339	+1.082	22.364	19.133	22.842
9	11:52:41.671	1:04.727	+1.470	22.239	19.609	22.879
10	11:53:45.278	1:03.607	+0.350	21.778	19.029	22.800
(27) Ayrton Simmons						
1	11:44:07.241	1:10.075	+7.041	26.570	20.218	23.287
2	11:45:12.155	1:04.914	+1.880	22.040	19.238	23.636
3	11:46:16.015	1:03.860	+0.826	22.101	18.900	22.859
4	11:47:20.232	1:04.217	+1.183	22.342	18.941	22.934
5	11:48:28.725	1:08.493	+5.459	26.244	19.324	22.925
6	11:49:32.454	1:03.729	+0.695	21.951	18.878	22.900
7	11:50:35.488	1:03.034		21.562	18.700	22.772
8	11:51:38.904	1:03.416	+0.382	21.607	18.931	22.878
9	11:52:42.983	1:04.079	+1.045	21.862	18.986	23.231
10	11:53:49.025	1:06.042	+3.008	22.712	19.932	23.398

Lap	Time of Day	Lap Tm	Diff	S1 Tm	S2 Tm	S3 Tm
5	11:48:35.842	1:03.102		21.638	18.743	22.721
6	11:49:38.995	1:03.153	+0.051	21.522	18.797	22.834
7	11:50:42.718	1:03.723	+0.621	21.601	19.240	22.882
8	11:51:45.886	1:03.168	+0.066	21.550	18.740	22.878
9	11:52:49.484	1:03.598	+0.496	21.519	19.000	23.079
10	11:53:54.156	1:04.672	+1.570	21.845	19.317	23.510
(81) Lauri Leppa						
1	11:44:06.099	1:08.811	+5.296	25.607	19.799	23.405
2	11:45:12.243	1:06.144	+2.629	22.985	19.665	23.494
3	11:46:17.781	1:05.538	+2.023	22.239	20.164	23.135
4	11:47:22.178	1:04.397	+0.882	22.181	18.862	23.354
5	11:48:34.482	1:12.304	+8.789	21.800	27.360	23.144
6	11:49:38.097	1:03.615	+0.100	21.465	18.900	23.250
7	11:50:42.284	1:04.187	+0.672	22.129	18.965	23.093
8	11:51:46.145	1:03.861	+0.346	21.623	18.820	23.418
9	11:52:49.660	1:03.515		21.347	19.082	23.086
10	11:53:54.265	1:04.605	+1.090	21.769	19.294	23.542
(74) Arthur Carbonnel						
1	11:44:18.985	1:22.318	+18.917	39.755	19.348	23.215
2	11:45:23.471	1:04.486	+1.085	21.909	19.044	23.533
3	11:46:27.321	1:03.850	+0.449	21.931	18.967	22.952
4	11:47:31.009	1:03.688	+0.287	21.728	18.899	23.061
5	11:48:34.746	1:03.737	+0.336	21.770	18.993	22.974
6	11:49:38.337	1:03.591	+0.190	21.651	18.987	22.953
7	11:50:43.210	1:04.873	+1.472	21.819	19.982	23.072
8	11:51:46.937	1:03.727	+0.326	21.785	18.989	22.953
9	11:52:50.338	1:03.401		21.616	18.870	22.915
10	11:53:54.491	1:04.153	+0.752	21.747	18.962	23.444
(65) Jean Nomblot						
1	11:44:04.060	1:08.002	+4.769	25.241	19.494	23.267
2	11:45:13.559	1:09.499	+6.266	22.167	19.142	28.190
3	11:46:18.456	1:04.897	+1.664	22.163	19.198	23.536
4	11:47:22.079	1:03.623	+0.390	21.762	18.871	22.990
5	11:48:31.303	1:09.224	+5.991	22.031	24.219	22.974
6	11:49:34.920	1:03.617	+0.384	21.766	18.853	22.998
7	11:50:38.446	1:03.526	+0.293	21.614	18.854	23.058
8	11:51:41.679	1:03.233		21.543	18.836	22.854
9	11:52:44.948	1:03.269	+0.036	21.477	18.782	23.010
10	11:53:49.702	1:04.754	+1.521	21.766	19.753	23.235
(35) Ido Cohen						
1	11:44:04.609	1:08.755	+5.641	25.832	19.587	23.336
2	11:45:09.031	1:04.422	+1.308	22.088	19.076	23.258
3	11:46:14.275	1:05.244	+2.130	22.519	19.484	23.241
4	11:47:17.720	1:03.445	+0.331	21.643	18.799	23.003
5	11:48:20.834	1:03.114		21.494	18.736	22.884
6	11:49:31.577	1:10.743	+7.629	22.914	24.611	23.218
7	11:50:34.802	1:03.225	+0.111	21.485	18.820	22.920
8	11:51:39.084	1:04.282	+1.168	21.695	19.422	23.165
9	11:52:43.318	1:04.234	+1.120	21.890	18.983	23.361
10	11:53:50.539	1:07.221	+4.107	23.153	19.129	24.939
(54) Tom Gamble						
1	11:44:45.142	1:49.839	+46.950	1:07.398	19.210	23.231
2	11:45:49.066	1:03.924	+1.035	21.776	18.940	23.208
3	11:46:52.627	1:03.561	+0.672	21.793	18.826	22.942
4	11:47:55.516	1:02.889		21.429	18.653	22.807
5	11:48:58.442	1:02.926	+0.037	21.422	18.687	22.817
6	11:50:01.479	1:03.037	+0.148	21.389	18.673	22.975
7	11:51:04.652	1:03.173	+0.284	21.491	18.752	22.930
8	11:52:07.768	1:03.116	+0.227	21.330	18.808	22.978
9	11:53:10.941	1:03.173	+0.284	21.429	18.699	23.045
10	11:54:14.279	1:03.338	+0.449	21.572	18.758	23.008

Lap	Time of Day	Lap Tm	Diff	S1 Tm	S2 Tm	S3 Tm
(25) Adam Eteki						
1	11:44:21.849	1:25.470	+22.368	43.049	19.199	23.222
2	11:45:25.985	1:04.136	+1.034	22.045	18.969	23.122
3	11:46:29.578	1:03.593	+0.491	21.927	18.812	22.854
4	11:47:32.740	1:03.162	+0.060	21.576	18.787	22.799



Rotax Euro Challenge Salbris/France

Rotax Juniors


Salbris 1,477 Km

Pre-Final

05.04.2015 11:40

Race (10 Laps) started at 11:42:55

Lap	Time of Day	Lap Tm	Diff	S1 Tm	S2 Tm	S3 Tm	Lap	Time of Day	Lap Tm	Diff	S1 Tm	S2 Tm	S3 Tm
(75) Enzo Valente													
1	11:44:08.394	1:12.283	+7.547	27.213	20.992	24.078							
2	11:45:15.465	1:07.071	+2.335	23.576	19.794	23.701							
3	11:46:20.973	1:05.508	+0.772	22.261	19.874	23.373							
4	11:47:25.709	1:04.736		22.132	19.257	23.347							
5	11:48:31.046	1:05.337	+0.601	22.486	19.628	23.223							

Timekeeping M. Wagner:  Clerk of the course Thomas Lainer:
 Steward Horst Seidel: Chief Scrutineer Paul Klaassen:
 Printed: 05.04.2015 12:23:00 posted at: h



Rotax Euro Challenge
Class: Juniors
Date/Time: 05.04.2015 14:25

Track: Salbris / France
Heat: Final
Laps: 13

Edition 1

Tom Gamble	54	Laps 10 Tm. 11:18.976
	33	

Jean Nomblot	65	Laps 10 Tm. 10:59.399
	31	

Lauri Leppa	81	Laps 10 Tm. 10:58.962
	29	

Ayrton Simmons	27	Laps 10 Tm. 10:58.722
	27	

Owen Byatt	68	Laps 10 Tm. 10:54.602
	25	

Florian Venturi	60	Laps 10 Tm. 10:53.830
	23	

Kenzo Aerts	73	Laps 10 Tm. 10:53.215
	21	

Alain Delon Thompson	52	Laps 10 Tm. 10:51.046
	19	

Lluc Ibanez	32	Laps 10 Tm. 10:50.380
	17	

Mark Kimber	47	Laps 10 Tm. 10:49.917
	15	

Jakub Bezel	64	Laps 10 Tm. 10:48.635
	13	

Zak Fulk	49	Laps 10 Tm. 10:44.367
	11	

Tom Canning	44	Laps 10 Tm. 10:42.599
	9	

Axel Charpentier	31	Laps 10 Tm. 10:41.185
	7	

Oliver York	24	Laps 10 Tm. 10:40.124
	5	

Kiern Jewiss	20	Laps 10 Tm. 10:39.059
	3	

Jack McCarthy	8	Laps 10 Tm. 10:37.820
	1	

Pole Position

17 Enzo Valente	75	Laps 5 Tm. 5:35.743
	34	

16 Ido Cohen	35	Laps 10 Tm. 11:00.236
	32	

15 Arthur Carbonnel	74	Laps 10 Tm. 10:59.188
	30	

14 Adam Eteki	25	Laps 10 Tm. 10:58.853
	28	

13 Enzo Coursimault	23	Laps 10 Tm. 10:54.975
	26	

12 Louis Henkefend	63	Laps 10 Tm. 10:54.090
	24	

11 Manuel Sulaiman	76	Laps 10 Tm. 10:53.393
	22	

10 Scott Symons	46	Laps 10 Tm. 10:51.890
	20	

9 Dean MacDonald	3	Laps 10 Tm. 10:50.913
	18	

8 Dikkie van der Wal	51	Laps 10 Tm. 10:50.307
	16	

7 Nicolas Schoell	16	Laps 10 Tm. 10:49.301
	14	

6 Quentin Dupuis	84	Laps 10 Tm. 10:44.670
	12	

5 Alex Quinn	5	Laps 10 Tm. 10:44.063
	10	

4 Javier Gonzalez	69	Laps 10 Tm. 10:41.628
	8	

3 Johnathan Hoggard	78	Laps 10 Tm. 10:40.633
	6	

2 Fin Kenneally	34	Laps 10 Tm. 10:40.055
	4	

1 Jordan Brown-Nutley	17	Laps 10 Tm. 10:37.899
	2	

Row

Clerk of the course Thomas Lainer:
Stewards (Chairman) Horst Seidel:

Scrutineer Paul Klaassen:
Timekeeping M. Wagner:



Rotax Euro Challenge Salbris/France

Rotax Juniors

Salbris 1,477 Km

Final

-NEW-

05.04.2015 14:25

Race (13 Laps) started at 14:28:04

Pos	No.	Name	Nat.	Chassis	Race Team	Laps	Total Tm	Diff	Best Tm	In Lap	km/h	Points
1	8	Jack McCarthy	GBR	Tonykart	Strawberry Racing	13	13:43.127		1:02.971	6	84,439	55
2	20	Kiern Jewiss	GBR	Tonykart	Strawberry Racing	13	13:45.728	2.601	1:03.025	9	84,367	52
3	3	Dean MacDonald	GBR	Kosmic	Aim Motorsport	13	13:53.444	10.317	1:02.793	6	84,678	50
4	31	Axel Charpentier	GBR	Tonykart	Strawberry Racing	13	13:53.967	10.840	1:02.662	8	84,855	49
5	5	Alex Quinn	GBR	CRG	CRG SPA	13	13:54.452	11.325	1:02.943	8	84,476	48
6	49	Zak Fulk	GBR	Tonykart	Coles Racing	13	13:55.093	11.966	1:02.585	8	84,960	47
7	25	Adam Eteki	FRA	Tonykart	SG Drivers	13	13:55.549	12.422	1:02.991	6	84,412	46
8	78	Johnathan Hoggard	GBR	Tonykart	KR Sport	13	13:56.705	13.578	1:02.948	8	84,470	45
9	51	Dikkie van der Wal	NLD	Alonso	Team TKP	13	13:56.736	13.609	1:02.813	8	84,651	44
10	44	Tom Canning	GBR	FA Kart	Dan Holland Racing	13	13:57.111	13.984	1:03.008	6	84,389	43
11	54	Tom Gamble	GBR	FA Kart	Dan Holland Racing	13	13:57.196	14.069	1:02.784	7	84,690	42
12	27	Ayrton Simmons	GBR	Tonykart	Coles Racing	13	13:57.456	14.329	1:03.328	8	83,963	41
13	46	Scott Symons	GBR	Tonykart	KR Sport	13	13:57.888	14.761	1:03.031	7	84,358	40
14	64	Jakub Bezel	CZE	MSKart	Bezel Petr	13	13:58.021	14.894	1:03.034	7	84,354	39
15	65	Jean Nombrot	FRA	Sodi	Kart Pro Racing KPR	13	13:58.355	15.228	1:02.982	8	84,424	38
16	81	Lauri Leppa	FIN	Tonykart	VRT	13	13:58.507	15.380	1:03.577	9	83,634	37
17	74	Arthur Carbonnel	FRA	Birelart	Universal Drivers	13	13:58.616	15.489	1:03.340	7	83,947	36
18	69	Javier Gonzalez	MEX	Kosmic	Paul Carr Racing	13	13:59.930	16.803	1:03.023	8	84,369	35
19	35	Ido Cohen	ISR	CRG	CRG SPA	13	14:00.705	17.578	1:03.350	8	83,934	34
20	84	Quentin Dupuis	FRA	Birel	MGT	13	14:00.810	17.683	1:03.393	7	83,877	33
21	68	Owen Byatt	GBR	Kosmic	Aim Motorsport	13	14:01.037	17.910	1:03.773	6	83,377	32
22	60	Florian Venturi	FRA	FA Kart	DSS	13	14:01.092	17.965	1:02.753	8	84,732	31
23	32	Lluc Ibanez	ESP	Kosmic	Binakart	13	14:01.331	18.204	1:02.756	8	84,728	30
24	75	Enzo Valente	FRA	Sodi	Kart Pro Racing KPR	13	14:06.677	23.550	1:03.881	5	83,236	29
25	47	Mark Kimber	GBR	FA Kart	Dan Holland Racing	13	14:06.769	23.642	1:02.809	5	84,657	28
26	73	Kenzo Aerts	BEL	OTK	Daems Racing	13	14:12.122	28.995	1:03.745	11	83,414	27
27	34	Fin Kenneally	GBR	Kosmic	Aim Motorsport	13	14:13.681	30.554	1:02.652	11	84,869	26
28	24	Oliver York	GBR	Kosmic	Aim Motorsport	13	14:15.329	32.202	1:02.721	11	84,775	25
29	16	Nicolas Schoell	AUT	Tonykart	Speedworld Academy	13	14:21.084	37.957	1:03.268	8	84,042	24
30	52	Alain Delon Thompson	ZAF	BirelART	BirelART/KMS	13	14:25.595	42.468	1:02.918	8	84,510	23
31	63	Louis Henkefend	DEU	Alonso	Team TKP	13	14:28.211	45.084	1:03.452	6	83,799	22
32	17	Jordan Brown-Nutley	GBR	Tonykart	CRM	13	14:38.862	55.735	1:03.124	5	84,234	21
33	23	Enzo Coursimault	FRA	Kosmic/Sodika	PKS	4	4:47.128	9 Laps	1:03.215	4	84,113	20
34	76	Manuel Sulaiman	MEX	Tonykart	KR Sport	1	1:14.688	12 Laps	1:13.680	1	72,166	19

Announcements

These results are provisional until the conclusion of any judicial and technical matters!

No. 73 + 47 time penalty 10 sec. / unfair driving

No. 60 + 69 warning board / time penalty 5 sec

Margin of Victory	Ø km/h	Best Lap Tm	km/h	Best Lap by
2.601	83,977	1:02.585	84,960	49 - Zak Fulk

Official Timing www.rgmmc.com

Orbits

Timekeeping M. Wagner:

Clerk of the course Thomas Lainer:

www.mylaps.com

Steward Horst Seidel:

Chief Scrutineer Paul Klaassen:

Licensed to: Motorsport Events

Printed: 05.04.2015 16:12:37

posted at:

h



Rotax Euro Challenge Salbris/France

Rotax Juniors

Salbris 1,477 Km

Final

05.04.2015 14:25

Race (13 Laps) started at 14:28:04

Lap	Time of Day	Lap Tm	Diff	S1 Tm	S2 Tm	S3 Tm	Lap	Time of Day	Lap Tm	Diff	S1 Tm	S2 Tm	S3 Tm
(8) Jack McCarthy							5	14:33:27.114	1:03.213	+0.270	21.679	18.798	22.736
1	14:29:08.518	1:04.449	+1.478	22.244	18.997	23.208	6	14:34:30.080	1:02.966	+0.023	21.247	18.741	22.978
2	14:30:12.728	1:04.210	+1.239	22.051	19.055	23.104	7	14:35:33.807	1:03.727	+0.784	22.002	18.970	22.755
3	14:31:16.151	1:03.423	+0.452	21.762	18.819	22.842	8	14:36:36.750	1:02.943		21.582	18.683	22.678
4	14:32:19.511	1:03.360	+0.389	21.676	18.768	22.916	9	14:37:39.890	1:03.140	+0.197	21.557	18.763	22.820
5	14:33:22.699	1:03.188	+0.217	21.637	18.713	22.838	10	14:38:43.593	1:03.703	+0.760	21.509	18.697	23.497
6	14:34:25.670	1:02.971		21.439	18.721	22.811	11	14:39:49.088	1:05.495	+2.552	22.932	19.497	23.066
7	14:35:28.660	1:02.990	+0.019	21.511	18.728	22.751	12	14:40:54.280	1:05.192	+2.249	22.004	19.771	23.417
8	14:36:31.647	1:02.987	+0.016	21.384	18.754	22.849	13	14:41:58.521	1:04.241	+1.298	22.402	18.845	22.994
9	14:37:34.618	1:02.971		21.462	18.665	22.844	(69) Javier Gonzalez						
10	14:38:37.696	1:03.078	+0.107	21.535	18.668	22.875	1	14:29:10.505	1:06.164	+3.141	23.555	19.264	23.345
11	14:39:40.808	1:03.112	+0.141	21.486	18.806	22.820	2	14:30:14.684	1:04.179	+1.156	21.938	19.034	23.207
12	14:40:43.981	1:03.173	+0.202	21.463	18.759	22.951	3	14:31:18.403	1:03.719	+0.696	21.669	19.061	22.989
13	14:41:47.196	1:03.215	+0.244	21.470	18.708	23.037	4	14:32:21.880	1:03.477	+0.454	21.588	18.799	23.090
(20) Kiem Jewiss							5	14:33:25.678	1:03.798	+0.775	21.958	18.835	23.005
1	14:29:09.490	1:05.352	+2.327	23.134	18.976	23.242	6	14:34:28.886	1:03.208	+0.185	21.413	18.741	23.054
2	14:30:13.847	1:04.357	+1.332	22.231	19.018	23.108	7	14:35:32.820	1:03.934	+0.911	22.004	19.012	22.918
3	14:31:17.432	1:03.585	+0.560	21.833	18.821	22.931	8	14:36:35.843	1:03.023		21.383	18.768	22.872
4	14:32:20.811	1:03.379	+0.354	21.660	18.729	22.990	9	14:37:39.367	1:03.524	+0.501	21.924	18.731	22.869
5	14:33:23.915	1:03.104	+0.079	21.554	18.743	22.807	10	14:38:43.504	1:04.137	+1.114	21.416	19.088	23.633
6	14:34:27.124	1:03.209	+0.184	21.651	18.766	22.792	11	14:39:49.598	1:06.094	+3.071	22.758	19.642	23.694
7	14:35:30.272	1:03.148	+0.123	21.602	18.719	22.827	12	14:40:54.733	1:05.135	+2.112	21.789	19.630	23.716
8	14:36:33.337	1:03.065	+0.040	21.470	18.755	22.840	13	14:41:58.999	1:04.266	+1.243	22.311	18.901	23.054
9	14:37:36.362	1:03.025		21.443	18.660	22.922	(49) Zak Fulk						
10	14:38:39.669	1:03.307	+0.282	21.629	18.720	22.958	1	14:29:16.717	1:12.071	+9.486	29.422	19.401	23.248
11	14:39:43.023	1:03.354	+0.329	21.514	18.841	22.999	2	14:30:20.609	1:03.892	+1.307	21.986	18.935	22.971
12	14:40:46.341	1:03.318	+0.293	21.605	18.848	22.865	3	14:31:24.879	1:04.270	+1.685	21.904	19.511	22.855
13	14:41:49.797	1:03.456	+0.431	21.530	18.884	23.042	4	14:32:28.280	1:03.401	+0.816	21.795	18.791	22.835
(3) Dean MacDonald							5	14:33:31.532	1:03.252	+0.667	21.480	18.833	22.939
1	14:29:12.030	1:07.134	+4.341	24.472	19.260	23.402	6	14:34:34.601	1:03.069	+0.484	21.633	18.680	22.756
2	14:30:16.010	1:03.980	+1.187	21.962	18.996	23.022	7	14:35:37.246	1:02.645	+0.060	21.391	18.591	22.663
3	14:31:19.560	1:03.550	+0.757	21.734	18.929	22.887	8	14:36:39.831	1:02.585		21.370	18.620	22.595
4	14:32:23.254	1:03.694	+0.901	21.966	18.760	22.968	9	14:37:42.534	1:02.703	+0.118	21.463	18.641	22.599
5	14:33:26.363	1:03.109	+0.316	21.615	18.685	22.809	10	14:38:45.343	1:02.809	+0.224	21.402	18.645	22.762
6	14:34:29.156	1:02.793		21.377	18.675	22.741	11	14:39:50.153	1:04.810	+2.225	22.586	18.933	23.291
7	14:35:32.536	1:03.380	+0.587	21.843	18.702	22.835	12	14:40:54.467	1:04.314	+1.729	22.075	19.112	23.127
8	14:36:35.629	1:03.093	+0.300	21.457	18.724	22.912	13	14:41:59.162	1:04.695	+2.110	22.890	18.945	22.860
9	14:37:38.725	1:03.096	+0.303	21.503	18.702	22.891	(25) Adam Eteki						
10	14:38:43.282	1:04.557	+1.764	21.849	18.983	23.725	1	14:29:12.832	1:07.017	+4.026	24.033	19.617	23.367
11	14:39:48.547	1:05.265	+2.472	22.858	19.292	23.115	2	14:30:17.157	1:04.325	+1.334	22.216	19.021	23.088
12	14:40:53.544	1:04.997	+2.204	22.332	19.492	23.173	3	14:31:20.824	1:03.667	+0.676	21.825	18.911	22.931
13	14:41:57.513	1:03.969	+1.176	21.867	18.898	23.204	4	14:32:24.663	1:03.839	+0.848	21.842	18.966	23.031
(31) Axel Charpentier							5	14:33:27.962	1:03.299	+0.308	21.808	18.826	22.665
1	14:29:11.060	1:06.786	+4.124	24.397	19.209	23.180	6	14:34:30.953	1:02.991		21.531	18.703	22.757
2	14:30:15.708	1:04.648	+1.986	22.493	19.098	23.057	7	14:35:34.052	1:03.099	+0.108	21.673	18.713	22.713
3	14:31:19.297	1:03.589	+0.927	21.869	18.876	22.844	8	14:36:37.910	1:03.858	+0.867	21.939	18.764	23.155
4	14:32:23.832	1:04.535	+1.873	22.384	18.983	23.168	9	14:37:41.059	1:03.149	+0.158	21.523	18.816	22.810
5	14:33:26.923	1:03.091	+0.429	21.675	18.677	22.739	10	14:38:44.073	1:03.014	+0.023	21.536	18.673	22.805
6	14:34:29.726	1:02.803	+0.141	21.292	18.722	22.789	11	14:39:49.879	1:05.806	+2.815	22.955	19.584	23.267
7	14:35:33.258	1:03.532	+0.870	21.978	18.810	22.744	12	14:40:54.389	1:04.510	+1.519	21.765	19.475	23.270
8	14:36:35.920	1:02.662		21.336	18.657	22.669	13	14:41:59.618	1:05.229	+2.238	23.159	19.162	22.908
9	14:37:38.953	1:03.033	+0.371	21.590	18.654	22.789	(78) Johnathan Hoggard						
10	14:38:43.347	1:04.394	+1.732	21.578	19.207	23.609	1	14:29:10.276	1:06.006	+3.058	23.417	19.214	23.375
11	14:39:48.738	1:05.391	+2.729	22.851	19.582	22.958	2	14:30:14.865	1:04.589	+1.641	22.449	19.001	23.139
12	14:40:54.111	1:05.373	+2.711	22.195	19.760	23.418	3	14:31:18.195	1:03.330	+0.382	21.553	18.748	23.029
13	14:41:58.036	1:03.925	+1.263	21.962	18.887	23.076	4	14:32:22.076	1:03.881	+0.933	21.923	18.846	23.112
(5) Alex Quinn							5	14:33:26.322	1:04.246	+1.298	21.712	19.042	23.492
1	14:29:10.840	1:06.285	+3.342	23.829	19.181	23.275	6	14:34:30.016	1:03.694	+0.746	21.714	18.774	23.206
2	14:30:15.853	1:05.013	+2.070	22.579	19.112	23.322	7	14:35:33.601	1:03.585	+0.637	21.803	18.897	22.885
3	14:31:19.184	1:03.331	+0.388	21.614	18.847	22.870	8	14:36:36.549	1:02.948		21.364	18.703	22.881
4	14:32:23.901	1:04.717	+1.774	22.303	19.028	23.386	9	14:37:40.148	1:03.599	+0.651	21.857	18.789	22.953
							10	14:38:43.807	1:03.659	+0.711	21.418	18.732	23.509

Timekeeping M. Wagner:

Clerk of the course Thomas Lainer:

Steward Horst Seidel:

Chief Scrutineer Paul Klaassen:





Rotax Euro Challenge Salbris/France

Rotax Juniors

Salbris 1,477 Km

Final

05.04.2015 14:25

Race (13 Laps) started at 14:28:04

Lap	Time of Day	Lap Tm	Diff	S1 Tm	S2 Tm	S3 Tm	Lap	Time of Day	Lap Tm	Diff	S1 Tm	S2 Tm	S3 Tm
11	14:39:50.108	1:06.301	+3.353	23.157	19.561	23.583	2	14:30:17.844	1:04.205	+1.174	22.024	19.017	23.164
12	14:40:54.852	1:04.744	+1.796	22.318	19.081	23.345	3	14:31:21.775	1:03.931	+0.900	21.831	19.101	22.999
13	14:42:00.774	1:05.922	+2.974	22.838	19.270	23.814	4	14:32:25.446	1:03.671	+0.640	21.832	18.824	23.015
(51) Dikkie van der Wal							5	14:33:28.571	1:03.125	+0.094	21.535	18.703	22.887
1	14:29:15.782	1:10.951	+8.138	27.164	20.366	23.421	6	14:34:31.691	1:03.120	+0.089	21.526	18.739	22.855
2	14:30:19.739	1:03.957	+1.144	22.029	18.911	23.017	7	14:35:34.722	1:03.031		21.403	18.749	22.879
3	14:31:24.141	1:04.402	+1.589	22.441	19.042	22.919	8	14:36:38.054	1:03.332	+0.301	21.520	18.850	22.962
4	14:32:27.402	1:03.261	+0.448	21.605	18.835	22.821	9	14:37:41.276	1:03.222	+0.191	21.542	18.778	22.902
5	14:33:30.657	1:03.255	+0.442	21.862	18.741	22.652	10	14:38:44.441	1:03.165	+0.134	21.435	18.782	22.948
6	14:34:33.647	1:02.990	+0.177	21.528	18.762	22.700	11	14:39:53.046	1:08.605	+5.574	26.565	19.127	22.913
7	14:35:36.683	1:03.036	+0.223	21.447	18.914	22.675	12	14:40:57.192	1:04.146	+1.115	22.354	18.910	22.882
8	14:36:39.496	1:02.813		21.424	18.701	22.688	13	14:42:01.957	1:04.765	+1.734	21.888	19.614	23.263
9	14:37:43.396	1:03.900	+1.087	22.009	19.078	22.813	(64) Jakob Bezel						
10	14:38:46.460	1:03.064	+0.251	21.514	18.720	22.830	1	14:29:13.718	1:09.001	+5.967	26.172	19.492	23.337
11	14:39:50.513	1:04.053	+1.240	21.679	19.018	23.356	2	14:30:18.031	1:04.313	+1.279	22.158	19.148	23.007
12	14:40:56.263	1:05.750	+2.937	23.795	19.026	22.929	3	14:31:21.956	1:03.925	+0.891	21.790	19.083	23.052
13	14:42:00.805	1:04.542	+1.729	21.722	19.271	23.549	4	14:32:25.618	1:03.662	+0.628	21.917	18.785	22.960
(44) Tom Canning							5	14:33:28.800	1:03.182	+0.148	21.567	18.797	22.818
1	14:29:10.673	1:06.225	+3.217	23.675	19.269	23.281	6	14:34:31.916	1:03.116	+0.082	21.543	18.739	22.834
2	14:30:15.421	1:04.748	+1.740	22.516	19.126	23.106	7	14:35:34.950	1:03.034		21.535	18.792	22.707
3	14:31:18.866	1:03.445	+0.437	21.748	18.804	22.893	8	14:36:38.224	1:03.274	+0.240	21.570	18.803	22.901
4	14:32:22.173	1:03.307	+0.299	21.539	18.819	22.949	9	14:37:41.835	1:03.611	+0.577	21.882	18.849	22.880
5	14:33:25.927	1:03.754	+0.746	21.913	18.889	22.952	10	14:38:45.005	1:03.170	+0.136	21.508	18.756	22.906
6	14:34:28.935	1:03.008		21.336	18.773	22.899	11	14:39:53.348	1:08.343	+5.309	25.824	19.622	22.897
7	14:35:33.974	1:05.039	+2.031	23.295	18.928	22.816	12	14:40:57.610	1:04.262	+1.228	22.413	19.023	22.826
8	14:36:38.282	1:04.308	+1.300	22.095	18.868	23.345	13	14:42:02.090	1:04.480	+1.446	22.032	19.256	23.192
9	14:37:41.679	1:03.397	+0.389	21.760	18.740	22.897	(65) Jean Nornblot						
10	14:38:44.726	1:03.047	+0.039	21.372	18.767	22.908	1	14:29:16.100	1:09.648	+6.666	26.895	19.330	23.423
11	14:39:52.394	1:07.668	+4.660	25.315	19.237	23.116	2	14:30:20.222	1:04.122	+1.140	22.027	19.054	23.041
12	14:40:56.632	1:04.238	+1.230	22.030	19.232	22.976	3	14:31:25.057	1:04.835	+1.853	22.054	19.577	23.204
13	14:42:01.180	1:04.548	+1.540	22.130	19.220	23.198	4	14:32:29.047	1:03.990	+1.008	21.805	19.156	23.029
(54) Tom Gamble							5	14:33:32.356	1:03.309	+0.327	21.610	18.761	22.938
1	14:29:15.537	1:08.968	+6.184	25.198	20.410	23.360	6	14:34:35.601	1:03.245	+0.263	21.671	18.755	22.819
2	14:30:19.239	1:03.702	+0.918	21.916	18.877	22.909	7	14:35:38.749	1:03.148	+0.166	21.701	18.691	22.756
3	14:31:25.285	1:06.046	+3.262	22.833	20.191	23.022	8	14:36:41.731	1:02.982		21.540	18.705	22.737
4	14:32:28.699	1:03.414	+0.630	21.622	18.835	22.957	9	14:37:44.814	1:03.083	+0.101	21.653	18.685	22.745
5	14:33:31.740	1:03.041	+0.257	21.565	18.718	22.758	10	14:38:48.187	1:03.373	+0.391	21.540	18.857	22.976
6	14:34:35.157	1:03.417	+0.633	21.873	18.691	22.853	11	14:39:52.567	1:04.380	+1.398	22.578	18.956	22.846
7	14:35:37.941	1:02.784		21.363	18.667	22.754	12	14:40:57.339	1:04.772	+1.790	23.002	18.993	22.777
8	14:36:40.915	1:02.974	+0.190	21.518	18.673	22.783	13	14:42:02.424	1:05.085	+2.103	22.130	19.628	23.327
9	14:37:43.988	1:03.073	+0.289	21.609	18.705	22.759	(81) Lauri Leppa						
10	14:38:46.997	1:03.009	+0.225	21.309	18.888	22.812	1	14:29:14.751	1:08.456	+4.879	24.953	19.870	23.633
11	14:39:50.622	1:03.625	+0.841	21.657	18.799	23.169	2	14:30:18.959	1:04.208	+0.631	21.987	19.089	23.132
12	14:40:56.790	1:06.168	+3.384	23.658	19.484	23.026	3	14:31:23.116	1:04.157	+0.580	22.109	18.970	23.078
13	14:42:01.265	1:04.475	+1.691	22.162	19.275	23.038	4	14:32:27.726	1:04.610	+1.033	22.062	19.544	23.004
(27) Ayrton Simmons							5	14:33:31.495	1:03.769	+0.192	21.846	18.887	23.036
1	14:29:14.174	1:07.957	+4.629	24.892	19.857	23.208	6	14:34:35.547	1:04.052	+0.475	22.186	18.854	23.012
2	14:30:18.540	1:04.366	+1.038	22.000	19.187	23.179	7	14:35:39.187	1:03.640	+0.063	21.910	18.871	22.859
3	14:31:22.489	1:03.949	+0.621	21.946	19.018	22.985	8	14:36:42.828	1:03.641	+0.064	21.711	18.857	23.073
4	14:32:26.700	1:04.211	+0.883	22.057	19.198	22.956	9	14:37:46.405	1:03.577		21.651	18.877	23.049
5	14:33:30.379	1:03.679	+0.351	21.744	19.141	22.794	10	14:38:50.074	1:03.669	+0.092	21.594	18.870	23.205
6	14:34:33.999	1:03.620	+0.292	21.774	19.010	22.836	11	14:39:54.397	1:04.323	+0.746	22.093	19.311	22.919
7	14:35:37.405	1:03.406	+0.078	21.659	18.812	22.935	12	14:40:58.072	1:03.675	+0.098	21.529	19.099	23.047
8	14:36:40.733	1:03.328		21.599	18.786	22.943	13	14:42:02.576	1:04.504	+0.927	22.091	19.081	23.332
9	14:37:44.525	1:03.792	+0.464	22.018	18.889	22.885	(74) Arthur Carbonnel						
10	14:38:48.345	1:03.820	+0.492	21.650	18.866	23.304	1	14:29:15.289	1:09.233	+5.893	25.541	20.317	23.375
11	14:39:52.952	1:04.607	+1.279	22.548	19.059	23.000	2	14:30:20.536	1:05.247	+1.907	22.507	19.549	23.191
12	14:40:57.033	1:04.081	+0.753	22.213	18.969	22.899	3	14:31:25.550	1:05.014	+1.674	22.158	19.684	23.172
13	14:42:01.525	1:04.492	+1.164	21.988	19.451	23.053	4	14:32:29.536	1:03.986	+0.646	21.908	19.030	23.048
(46) Scott Symons							5	14:33:33.150	1:03.614	+0.274	21.856	18.854	22.904
1	14:29:13.639	1:08.697	+5.666	25.795	19.533	23.369	6	14:34:36.571	1:03.421	+0.081	21.807	18.798	22.816
							7	14:35:39.911	1:03.340		21.615	18.826	22.899





Rotax Euro Challenge Salbris/France

Rotax Juniors

Salbris 1,477 Km

Final

05.04.2015 14:25

Race (13 Laps) started at 14:28:04

Lap	Time of Day	Lap Tm	Diff	S1 Tm	S2 Tm	S3 Tm	Lap	Time of Day	Lap Tm	Diff	S1 Tm	S2 Tm	S3 Tm
8	14:36:43.375	1:03.464	+0.124	21.734	18.842	22.888							
9	14:37:46.753	1:03.378	+0.038	21.646	18.821	22.911							
10	14:38:50.302	1:03.549	+0.209	21.634	18.883	23.032							
11	14:39:54.095	1:03.793	+0.453	21.802	19.148	22.843							
12	14:40:57.868	1:03.773	+0.433	21.730	19.080	22.963							
13	14:42:02.685	1:04.817	+1.477	22.821	18.950	23.046							
(35) Ido Cohen							(32) Lluc Ibanez						
1	14:29:17.289	1:10.886	+7.536	27.411	19.953	23.522	1	14:29:27.506	1:22.290	+19.534	39.699	19.303	23.288
2	14:30:21.724	1:04.435	+1.085	22.163	19.083	23.189	2	14:30:31.450	1:03.944	+1.188	22.073	18.833	23.038
3	14:31:25.942	1:04.218	+0.868	21.999	19.054	23.165	3	14:31:35.005	1:03.555	+0.799	21.887	18.761	22.907
4	14:32:30.255	1:04.313	+0.963	22.137	19.025	23.151	4	14:32:38.730	1:03.725	+0.969	21.827	18.935	22.963
5	14:33:33.840	1:03.585	+0.235	21.724	18.865	22.996	5	14:33:41.930	1:03.200	+0.444	21.693	18.624	22.883
6	14:34:37.488	1:03.648	+0.298	21.707	18.910	23.031	6	14:34:44.851	1:02.921	+0.165	21.495	18.614	22.812
7	14:35:40.952	1:03.464	+0.114	21.616	18.835	23.013	7	14:35:47.824	1:02.973	+0.217	21.608	18.604	22.761
8	14:36:44.302	1:03.350		21.642	18.821	22.887	8	14:36:50.580	1:02.756		21.531	18.560	22.665
9	14:37:48.273	1:03.971	+0.621	22.019	18.848	23.104	9	14:37:53.465	1:02.885	+0.129	21.499	18.572	22.814
10	14:38:52.171	1:03.898	+0.548	21.788	18.936	23.174	10	14:38:56.554	1:03.089	+0.333	21.575	18.649	22.865
11	14:39:56.223	1:04.052	+0.702	22.018	18.918	23.116	11	14:39:59.425	1:02.871	+0.115	21.493	18.666	22.712
12	14:41:00.620	1:04.397	+1.047	22.088	19.253	23.056	12	14:41:02.231	1:02.806	+0.050	21.492	18.610	22.704
13	14:42:04.774	1:04.154	+0.804	21.890	18.960	23.304	13	14:42:05.400	1:03.169	+0.413	21.666	18.678	22.825
(84) Quentin Dupuis							(75) Enzo Valente						
1	14:29:16.398	1:11.767	+8.374	26.521	21.230	24.016	1	14:29:19.266	1:12.604	+8.723	29.687	19.584	23.333
2	14:30:21.526	1:05.128	+1.735	22.286	19.349	23.493	2	14:30:24.899	1:05.633	+1.752	21.962	19.464	24.207
3	14:31:26.417	1:04.891	+1.498	22.473	19.222	23.196	3	14:31:29.251	1:04.352	+0.471	22.112	19.096	23.144
4	14:32:30.565	1:04.148	+0.755	21.877	19.143	23.128	4	14:32:33.350	1:04.099	+0.218	22.027	18.945	23.127
5	14:33:34.316	1:03.751	+0.358	21.800	18.930	23.021	5	14:33:37.231	1:03.881		21.909	18.960	23.012
6	14:34:37.856	1:03.540	+0.147	21.698	18.910	22.932	6	14:34:41.193	1:03.962	+0.081	21.909	18.982	23.071
7	14:35:41.249	1:03.393		21.615	18.866	22.912	7	14:35:45.130	1:03.937	+0.056	21.849	19.064	23.024
8	14:36:44.801	1:03.552	+0.159	21.683	18.908	22.961	8	14:36:49.175	1:04.045	+0.164	21.918	18.984	23.143
9	14:37:48.854	1:04.053	+0.660	21.988	18.846	23.219	9	14:37:53.273	1:04.098	+0.217	21.931	19.025	23.142
10	14:38:52.800	1:03.946	+0.553	21.683	19.114	23.149	10	14:38:57.797	1:04.524	+0.643	22.281	19.040	23.203
11	14:39:56.437	1:03.637	+0.244	21.751	19.005	22.881	11	14:40:01.886	1:04.089	+0.208	21.945	19.014	23.130
12	14:41:00.436	1:03.999	+0.606	21.880	19.095	23.024	12	14:41:06.235	1:04.349	+0.468	22.028	19.027	23.294
13	14:42:04.879	1:04.443	+1.050	22.200	19.010	23.233	13	14:42:10.746	1:04.511	+0.630	22.066	19.103	23.342
(68) Owen Byatt							(47) Mark Kimber						
1	14:29:13.269	1:07.192	+3.419	24.080	19.485	23.627	1	14:29:15.199	1:10.192	+7.383	26.476	20.267	23.449
2	14:30:17.777	1:04.508	+0.735	22.123	19.141	23.244	2	14:30:19.131	1:03.932	+1.123	21.971	18.954	23.007
3	14:31:22.301	1:04.524	+0.751	21.836	19.472	23.216	3	14:31:23.663	1:04.532	+1.723	22.612	18.943	22.977
4	14:32:27.080	1:04.779	+1.006	22.594	19.150	23.035	4	14:32:27.213	1:03.550	+0.741	21.544	19.125	22.881
5	14:33:32.610	1:05.530	+1.757	22.449	19.771	23.310	5	14:33:30.022	1:02.809		21.374	18.780	22.655
6	14:34:36.383	1:03.773		21.672	18.982	23.119	6	14:34:33.269	1:03.247	+0.438	21.656	18.815	22.776
7	14:35:40.204	1:03.821	+0.048	21.587	18.902	23.332	7	14:35:36.257	1:02.988	+0.179	21.550	18.717	22.721
8	14:36:44.072	1:03.868	+0.095	21.695	18.985	23.188	8	14:36:39.206	1:02.949	+0.140	21.446	18.758	22.745
9	14:37:48.652	1:04.580	+0.807	22.360	19.052	23.168	9	14:37:42.229	1:03.023	+0.214	21.514	18.719	22.790
10	14:38:52.977	1:04.325	+0.552	21.699	19.443	23.183	10	14:38:45.226	1:02.997	+0.188	21.445	18.694	22.858
11	14:39:56.890	1:03.913	+0.140	21.823	19.064	23.026	11	14:39:50.433	1:05.207	+2.398	22.270	19.204	23.733
12	14:41:00.852	1:03.962	+0.189	21.701	19.159	23.102	12	14:40:55.688	1:05.255	+2.446	22.961	19.224	23.070
13	14:42:05.106	1:04.254	+0.481	21.946	19.111	23.197	13	14:42:00.838	1:05.150	+2.341	22.213	19.649	23.288
(60) Florian Venturi							(73) Kenzo Aerts						
1	14:29:14.617	1:08.950	+6.197	25.669	19.948	23.333	1	14:29:13.432	1:08.008	+4.263	24.283	19.840	23.885
2	14:30:18.861	1:04.244	+1.491	21.956	19.012	23.276	2	14:30:18.491	1:05.059	+1.314	22.164	19.688	23.207
3	14:31:22.676	1:03.815	+1.062	22.008	18.884	22.923	3	14:31:25.838	1:07.347	+3.602	24.233	19.847	23.267
4	14:32:26.397	1:03.721	+0.968	21.912	18.883	22.926	4	14:32:31.037	1:05.199	+1.454	22.427	19.406	23.366
5	14:33:29.750	1:03.353	+0.600	21.621	18.857	22.875	5	14:33:34.870	1:03.833	+0.088	21.715	18.958	23.160
6	14:34:33.420	1:03.670	+0.917	22.138	18.830	22.702	6	14:34:38.857	1:03.987	+0.242	21.729	18.946	23.312
7	14:35:36.938	1:03.518	+0.765	21.738	19.068	22.712	7	14:35:42.611	1:03.754	+0.009	21.687	18.939	23.128
8	14:36:39.691	1:02.753		21.348	18.733	22.672	8	14:36:46.404	1:03.793	+0.048	21.653	19.002	23.138
9	14:37:43.727	1:04.036	+1.283	21.573	19.559	22.904	9	14:37:50.621	1:04.217	+0.472	21.936	18.931	23.350
10	14:38:46.837	1:03.110	+0.357	21.400	18.823	22.887	10	14:38:54.607	1:03.986	+0.241	21.746	18.988	23.252
11	14:39:50.704	1:03.867	+1.114	22.082	18.806	22.979	11	14:39:58.352	1:03.745		21.805	18.887	23.053
12	14:40:54.928	1:04.224	+1.471	22.235	18.937	23.052	12	14:41:02.162	1:03.810	+0.065	21.838	18.958	23.014
13	14:42:00.161	1:05.233	+2.480	22.822	19.404	23.007	13	14:42:06.191	1:04.029	+0.284	21.973	18.926	23.130
(34) Fin Kenneally													
1	14:29:39.677	1:35.467	+32.815	52.866	19.334	23.267	1	14:29:39.677	1:35.467	+32.815	52.866	19.334	23.267
2	14:30:43.451	1:03.774	+1.122	21.802	18.978	22.994	2	14:30:43.451	1:03.774	+1.122	21.802	18.978	22.994
3	14:31:46.810	1:03.359	+0.707	21.708	18.727	22.924	3	14:31:46.810	1:03.359	+0.707	21.708	18.727	22.924
4	14:32:50.012	1:03.202	+0.550	21.659	18.669	22.874	4	14:32:50.012	1:03.202	+0.550	21.659	18.669	22.874



Rotax Euro Challenge Salbris/France

Rotax Juniors

Salbris 1,477 Km

Final

05.04.2015 14:25

Race (13 Laps) started at 14:28:04

Lap	Time of Day	Lap Tm	Diff	S1 Tm	S2 Tm	S3 Tm	Lap	Time of Day	Lap Tm	Diff	S1 Tm	S2 Tm	S3 Tm
5	14:33:53.028	1:03.016	+0.364	21.525	18.684	22.807	11	14:40:24.351	1:03.527	+0.075	21.707	18.774	23.046
6	14:34:55.989	1:02.961	+0.309	21.558	18.678	22.725	12	14:41:28.293	1:03.942	+0.490	21.837	18.910	23.195
7	14:35:59.119	1:03.130	+0.478	21.417	18.701	23.012	13	14:42:32.280	1:03.987	+0.535	21.899	18.892	23.196
8	14:37:02.038	1:02.919	+0.267	21.416	18.727	22.776	(17) Jordan Brown-Nutley						
9	14:38:04.813	1:02.775	+0.123	21.334	18.724	22.717	1	14:30:02.297	1:58.165	+55.041	1:15.221	19.518	23.426
10	14:39:07.623	1:02.810	+0.158	21.257	18.700	22.853	2	14:31:06.324	1:04.027	+0.903	21.888	18.944	23.195
11	14:40:10.275	1:02.652		21.315	18.667	22.670	3	14:32:09.971	1:03.647	+0.523	21.748	18.825	23.074
12	14:41:13.154	1:02.879	+0.227	21.419	18.701	22.759	4	14:33:13.289	1:03.318	+0.194	21.635	18.748	22.935
13	14:42:17.750	1:04.596	+1.944	21.836	19.516	23.244	5	14:34:16.413	1:03.124		21.576	18.655	22.893
(24) Oliver York							6	14:35:19.574	1:03.161	+0.037	21.524	18.738	22.899
1	14:29:39.389	1:35.180	+32.459	52.256	19.525	23.399	7	14:36:22.752	1:03.178	+0.054	21.491	18.765	22.922
2	14:30:43.294	1:03.905	+1.184	21.949	18.943	23.013	8	14:37:26.025	1:03.273	+0.149	21.604	18.762	22.907
3	14:31:46.978	1:03.684	+0.963	21.929	18.802	22.953	9	14:38:29.270	1:03.245	+0.121	21.554	18.708	22.983
4	14:32:50.129	1:03.151	+0.430	21.585	18.797	22.769	10	14:39:32.681	1:03.411	+0.287	21.500	18.912	22.999
5	14:33:53.262	1:03.133	+0.412	21.682	18.719	22.732	11	14:40:35.839	1:03.158	+0.034	21.451	18.808	22.899
6	14:34:56.135	1:02.873	+0.152	21.525	18.661	22.687	12	14:41:39.356	1:03.517	+0.393	21.525	18.818	23.174
7	14:35:58.973	1:02.838	+0.117	21.438	18.676	22.724	13	14:42:42.931	1:03.575	+0.451	21.623	18.774	23.178
8	14:37:01.832	1:02.859	+0.138	21.503	18.549	22.807	(23) Enzo Coursimault						
9	14:38:04.602	1:02.770	+0.049	21.418	18.651	22.701	1	14:29:40.358	1:34.870	+31.655	52.323	19.323	23.224
10	14:39:07.436	1:02.834	+0.113	21.410	18.623	22.801	2	14:30:44.356	1:03.998	+0.783	21.939	18.944	23.115
11	14:40:10.157	1:02.721		21.442	18.550	22.729	3	14:31:47.982	1:03.626	+0.411	21.891	18.841	22.894
12	14:41:12.976	1:02.819	+0.098	21.389	18.655	22.775	4	14:32:51.197	1:03.215		21.696	18.708	22.811
13	14:42:19.398	1:06.422	+3.701	21.899	20.141	24.382	(76) Manuel Sulaiman						
(16) Nicolas Schoell							1	14:29:18.757	1:13.680		30.335	19.615	23.730
1	14:29:42.138	1:37.350	+34.082	54.648	19.456	23.246							
2	14:30:46.013	1:03.875	+0.607	21.863	18.960	23.052							
3	14:31:49.802	1:03.789	+0.521	21.796	18.977	23.016							
4	14:32:53.267	1:03.465	+0.197	21.654	18.863	22.948							
5	14:33:56.808	1:03.541	+0.273	21.746	18.851	22.944							
6	14:35:00.131	1:03.323	+0.055	21.662	18.789	22.872							
7	14:36:03.769	1:03.638	+0.370	21.710	18.852	23.076							
8	14:37:07.037	1:03.268		21.562	18.756	22.950							
9	14:38:10.489	1:03.452	+0.184	21.591	18.867	22.994							
10	14:39:13.912	1:03.423	+0.155	21.677	18.741	23.005							
11	14:40:17.281	1:03.369	+0.101	21.546	18.818	23.005							
12	14:41:21.230	1:03.949	+0.681	21.870	18.945	23.134							
13	14:42:25.153	1:03.923	+0.655	21.752	18.963	23.208							
(52) Alain Delon Thompson													
1	14:29:14.066	1:08.752	+5.834	25.773	19.652	23.327							
2	14:30:18.685	1:04.619	+1.701	22.240	19.156	23.223							
3	14:31:23.174	1:04.489	+1.571	22.649	18.842	22.998							
4	14:32:26.844	1:03.670	+0.752	21.770	18.925	22.975							
5	14:33:29.915	1:03.071	+0.153	21.677	18.682	22.712							
6	14:34:33.128	1:03.213	+0.295	21.609	18.762	22.842							
7	14:35:36.140	1:03.012	+0.094	21.495	18.729	22.788							
8	14:36:39.058	1:02.918		21.435	18.697	22.786							
9	14:37:42.447	1:03.389	+0.471	21.764	18.857	22.768							
10	14:38:45.882	1:03.435	+0.517	21.699	18.794	22.942							
11	14:39:50.318	1:04.436	+1.518	22.015	19.119	23.302							
12	14:41:24.281	1:33.963	+31.045	49.306	20.422	24.235							
13	14:42:29.664	1:05.383	+2.465	22.405	19.439	23.539							
(63) Louis Henkefend													
1	14:29:47.293	1:41.982	+38.530	59.091	19.516	23.375							
2	14:30:51.694	1:04.401	+0.949	22.134	18.963	23.304							
3	14:31:55.572	1:03.878	+0.426	21.854	18.846	23.178							
4	14:32:59.240	1:03.668	+0.216	21.786	18.818	23.064							
5	14:34:02.827	1:03.587	+0.135	21.784	18.774	23.029							
6	14:35:06.279	1:03.452		21.649	18.785	23.018							
7	14:36:09.731	1:03.452		21.615	18.777	23.060							
8	14:37:13.220	1:03.489	+0.037	21.688	18.812	22.989							
9	14:38:16.975	1:03.755	+0.303	21.692	18.866	23.197							
10	14:39:20.824	1:03.849	+0.397	21.824	18.924	23.101							